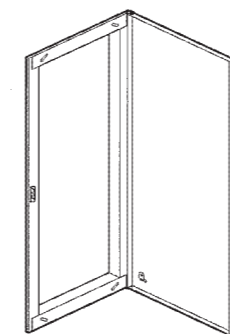


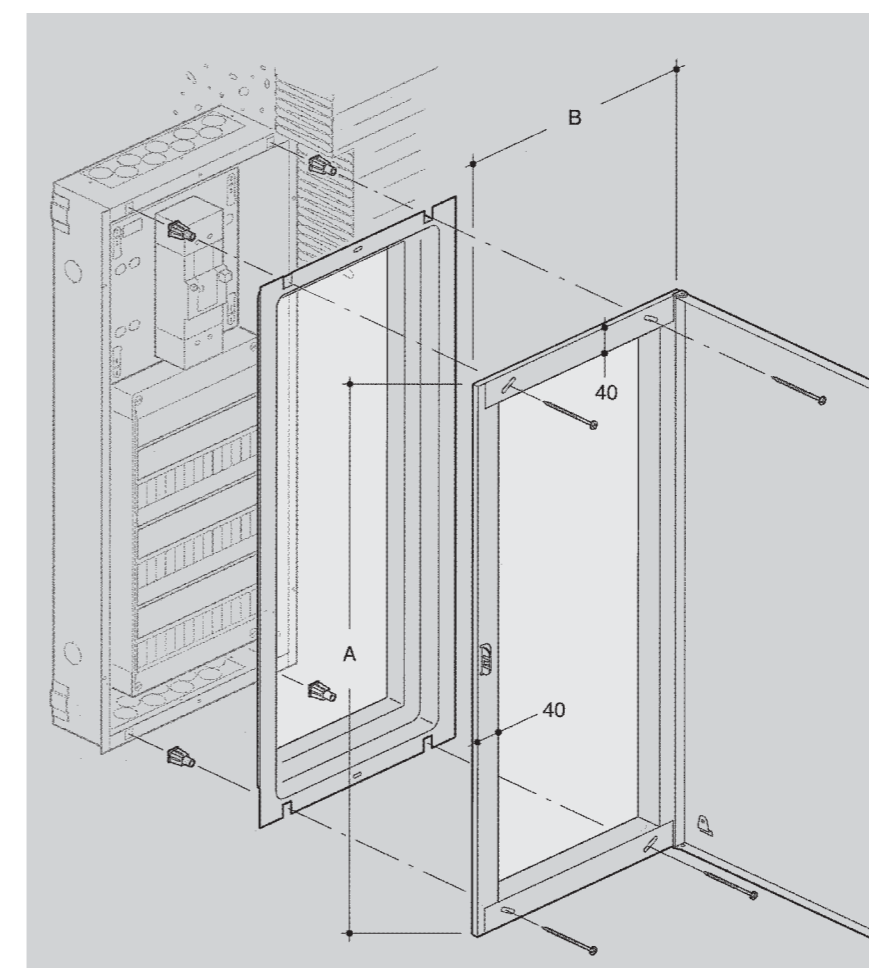
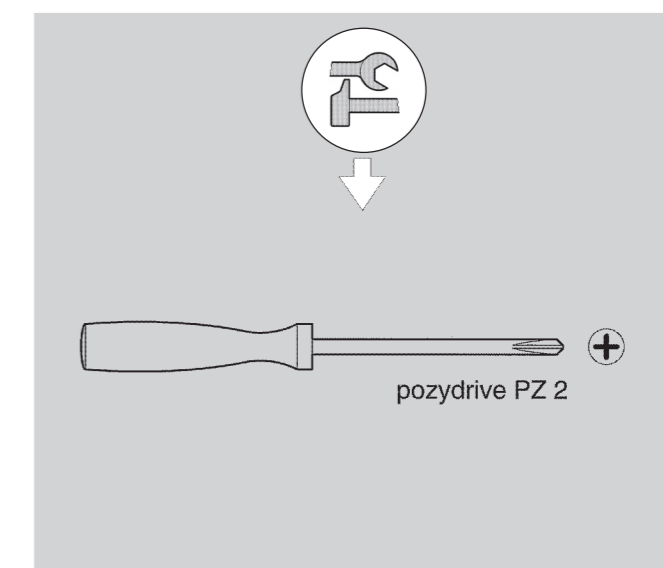
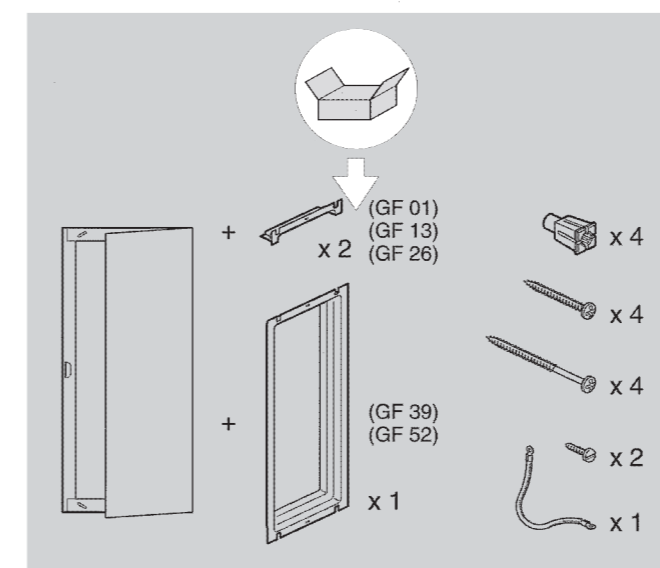
hager



gamma

- (F) Cadre-porte pour bac d'encastrement
- (GB) Frame door for flush mounting box
- (D) Blendrahmen für Mauerkasten
- (I) Quadro-porta per contenitore ad incasso
- (E) Marco/puerta para cubeta
- (P) Aro/porta para caixa base
- (S) Ram och dörr

- Notice d'instructions
- User instructions
- Bedienungsanleitung
- Istruzioni d'impiego
- Instrucciones de uso
- Instruções
- Bruksanvisning



	A	B	25 mm	50 mm
GE 01B	450	344	GF 01B	-
GE 13A/B	575	344	GF 13B	GF 13A
GE 26A/B	700	344	GF 26B	GF 26A
GE 39A/B	865	394	GF 39B	GF 39A
GE 52A/B	990	394	GF 52B	GF 52A

Method 1: 25 mm hole

	A (mm)	B (mm)
←-----→	25	0 → 20
←-----→	25	0 → 55
←-----→	50	0 → 35

Method 2: 50 mm hole

	A (mm)	B (mm)
←-----→	25	24 → 68
←-----→	50	0 → 46
←-----→	25	60 → 105
←-----→	50	35 → 80

100
Ø 10

GF 39A/B
GF 52A/B
1 X

GF 01B
GF 13A/B
GF 26A/B
2 X

GA 01X
GA 01Z

GF 39,
GF 52
350

GF 01, GF 13
GF 26
300

GA 01A
GA 01B

12,5

GF 39,
GF 52

GF 01, GF 13
GF 26