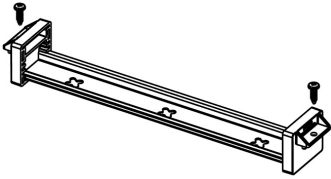


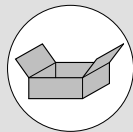

6LE001960A



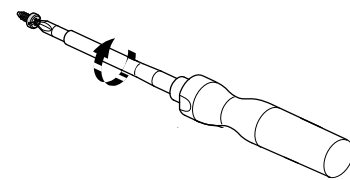
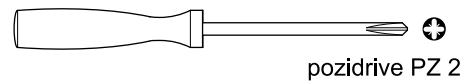
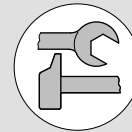
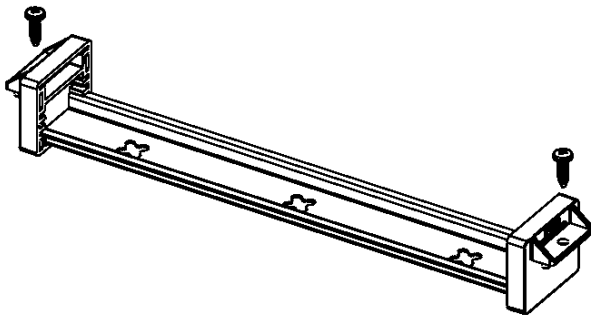
**univers  
univers FW**

- Ⓛ DE Montageanleitung
- Ⓛ FR Notice d'instructions
- Ⓛ GB Mounting instructions
- Ⓛ NL Montage instructie
- Ⓛ DK Monteringsvejledning
- Ⓛ FI Asennusohje
- Ⓛ NO Montasjeanvisning
- Ⓛ SE Monterings instruktioner
- Ⓛ IT Istruzioni di montaggio
- Ⓛ ES Instrucciones de montaje
- Ⓛ PT Instruções de montagem
- Ⓛ CZ Montážní návod
- Ⓛ BA Uputstvo za montažu

- Ⓛ HR Upute za montažu
- Ⓛ HU Szerelési útmutató
- Ⓛ LT Montavimo instrukcija
- Ⓛ LV Montāžas instrukcija
- Ⓛ PL Instrukcja montażowa
- Ⓛ RO Instrucțiuni de montare
- Ⓛ SK Návod na montáž
- Ⓛ RU Инструкция по монтажу
- Ⓛ BG Инструкции за монтаж
- Ⓛ GR Οδηγίες χώνευσης
- Ⓛ SI Navodilo za montažo
- Ⓛ EE Paigaldusjuhised
- Ⓛ IS Leiðbeiningar
- Ⓛ AR دليل التركيب




**UT22C**



$M_{max} = 2 \text{ Nm}$

FW..U..  
FW..E..



FWB..  
FWQ..  
FP..  
ZB..

