

IEC SYSTEM FOR MUTUAL RECOGNITION OF TEST CERTIFICATES FOR ELECTRICAL EQUIPMENT
(IECEE) CB SCHEME

CB TEST CERTIFICATE

Product Rocker/push-button switches (for fixed installations)

Name and address of the applicant AB Plast s.r.l. - Hager Group
Via del Artigianato n° 6
25080 MAZZANO (BS)
Italy

Name and address of the manufacturer AB Plast s.r.l. - Hager Group
Via del Artigianato n° 6
25080 MAZZANO (BS)
Italy

Name and address of the factory

Note: When more than one factory, please report on page 2

Additional information on page 2

Berker Polska Sp.z.o.o
Ul. Sredzka 19
62-035 KORNIK
Poland

Ratings and principal characteristics

See Appendix 1

Trademark (if any)

HAGER

Customer's Testing Facility (CTF) Stage used

0 1 2 3 4 5

Model / Type Ref.

Series Gallery (see appendix)

Additional information (if necessary may also be reported on page 2)

Additional information on page 2

A sample of the product was tested and found to be in conformity with

IEC 60669-1:2017

As shown in the Test Report Ref. No. which forms part of this Certificate

628433.01, 629333.01 & 630282.01

This CB Test Certificate is issued by the National Certification Body

SGS Belgium N.V. - Division SGS-CEBEC
Business Riverside Park, Avenue Internationalelaan 55 Build. D, BE-1070 BRUSSEL,
Belgium



Ratings:

| | | |
|------------------------|---|---|
| rated voltage (Un) | : | 250 Vac |
| rated current (In) | : | 10 A: Push-buttons 10 AX, 16 AX: Rockers |
| Pattern no(s) | : | 1, 2, 4, 6 and 7 |
| method of actuating | : | rocker, push-button, cord operated |
| terminals | : | screwless (rigid and flexible) |
| method of installation | : | design A rewirable |
| method of application | : | flush type |
| degree of protection | : | IP 20 |
| certification mark | : | complies with the requirements |
| markings | : | are shown on the body |

Further data:



The tested products are convertible from rocker switch to push-button and from push-button to rocker switch by action with a tool on an internal part.






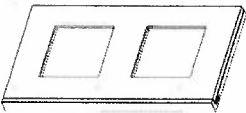









| Technical code | Pattern no. | Description | Rated current | Rated Voltage | Freq (Hz) | Rated Power SBL | Type of terminal | IP |
|----------------|-------------|-------------------------------------|---------------|---------------|-----------|-----------------|------------------|------|
| WXF001 | 6 | 2 way switch | 10AX | 250V | 50 | 100W | Screwless | IP20 |
| WXF003 | 6 | 2 way switch – InterBP with Neutral | 10AX | 250V | 50 | 100W | Screwless | IP20 |
| WXF008 | 2 | 2 Poles 10AX switch | 10AX | 250V | 50 | 100W | Screwless | IP20 |
| WXF023 | 1 | 1 way switch – InterBP ext signal | 10AX | 250V | 50 | 100W | Screwless | IP20 |
| WXF300 | 4 | 1 way shutter switch | 10AX | 250V | 50 | 100W | Screwless | IP20 |
| WXF301 | 4 | 1 way shutter push button | 10A | 250V | 50 | 100W | Screwless | IP20 |
| WXF005 | 6 | 2 way switch Pull Cord | 10AX | 250V | 50 | 100W | Screwless | IP20 |
| WXF024 | 6 | 2 way push button Pull Cord | 10A | 250V | 50 | 100W | Screwless | IP20 |
| WXF015 | 2 | 2 Poles 16AX switch | 16AX | 250V | 50 | 200W | Screwless | IP20 |
| WXF010 | 7 | Intermediate switch | 10AX | 250V | 50 | 100W | Screwless | IP20 |

| Frame references | |
|------------------|-------------------------------------|
| Product Code | Description |
| WXA450 | EVO 2 modules frame |
| WXA450G | EVO 2 modules frame with claws |
| WXA451 | EVO 1 module frame |
| WXA454 | EVO 4 modules frame French 57mm |
| WXA455 | EVO 5 modules frame French 71mm |
| WXA456 | EVO 6 modules frame French 57mm |
| WXA458 | EVO 8 modules frame French 71mm |
| WXA460 | EVO 2 modules frame for competitors |

| Wall boxes references | |
|-----------------------|--------------------------------|
| Product Code | description |
| WXA681xx | Wall Box Design PROFILE single |
| WXA682xx | Wall Box Design PROFILE double |
| WXA683xx | Wall Box Design PROFILE triple |
| WXA686xx | Wall Box Design PROFILE 16mod |

| Wall boxes cover plates references | |
|------------------------------------|---|
| 1M |  |
| 1P |  |

| | |
|-------------|---|
| 4M ENT 71 |  |
| 5M ENT 71 |  |
| 4M ENT 57 |  |
| 6M ENT 57 |  |
| 8M ENT 71 |  |
| 2P HORIZ 71 |  |
| 3P HORIZ 71 |  |
| 4P HORIZ 71 |  |
| 2P VERT 57 |  |
| 3P VERT 57 |  |
| 2P VERT 71 |  |
| 3P VERT 71 |  |
| 2x3x2M |  |



| Cover Plate references | | |
|------------------------|--------------|--|
| Family | Product Code | Description |
| MATERIAL LAYER | WXP2002 | EVO Profile - material Layer - ALU - 1P |
| MATERIAL LAYER | WXP2012 | EVO Profile - material Layer - ALU - 2P HORIZ 71 |
| MATERIAL LAYER | WXP2022 | EVO Profile - material Layer - ALU - 2P VERT 57 |
| MATERIAL LAYER | WXP2042 | EVO Profile - material Layer - ALU - 2P VERT 71 |
| MATERIAL LAYER | WXP2013 | EVO Profile - material Layer - ALU - 3P HORIZ 71 |
| MATERIAL LAYER | WXP2043 | EVO Profile - material Layer - ALU - 3P VERT 71 |
| MATERIAL LAYER | WXP2034 | EVO Profile - material Layer - ALU - 4M EN 57 |
| MATERIAL LAYER | WXP2004 | EVO Profile - material Layer - ALU - 4M ENT 71 |
| MATERIAL LAYER | WXP2014 | EVO Profile - material Layer - ALU - 4P HORIZ 71 |
| MATERIAL LAYER | WXP2005 | EVO Profile - material Layer - ALU - 5M ENT 71 |
| MATERIAL LAYER | WXP2006 | EVO Profile - material Layer - ALU - 6M ENT 57 |
| MATERIAL LAYER | WXP2008 | EVO Profile - material Layer - ALU - 8M ENT 71 |
| MATERIAL LAYER | WXP2102 | EVO Profile - material Layer - INOX - 1P |
| MATERIAL LAYER | WXP2112 | EVO Profile - material Layer - INOX - 2P HORIZ 71 |
| MATERIAL LAYER | WXP2122 | EVO Profile - material Layer - INOX - 2P VERT 57 |
| MATERIAL LAYER | WXP2142 | EVO Profile - material Layer - INOX - 2P VERT 71 |
| MATERIAL LAYER | WXP2113 | EVO Profile - material Layer - INOX - 3P HORIZ 71 |
| MATERIAL LAYER | WXP2143 | EVO Profile - material Layer - INOX - 3P VERT 71 |
| MATERIAL LAYER | WXP2134 | EVO Profile - material Layer - INOX - 4M ENT 57 |
| MATERIAL LAYER | WXP2104 | EVO Profile - material Layer - INOX - 4M ENT 71 |
| MATERIAL LAYER | WXP2114 | EVO Profile - material Layer - INOX - 4P HORIZ 71 |
| MATERIAL LAYER | WXP2105 | EVO profile - material Layer - INOX - 5M ENT 71 |
| MATERIAL LAYER | WXP2106 | EVO Profile - material Layer - INOX - 6M ENT 57 |
| MATERIAL LAYER | WXP2108 | EVO Profile - material Layer - INOX - 8M ENT 71 |
| MATERIAL LAYER | WXP2402 | EVO Profile - material Layer - LIGHT OAK - 1P |
| MATERIAL LAYER | WXP2412 | EVO Profile - material Layer - LIGHT OAK - 2P HORIZ 71 |
| MATERIAL LAYER | WXP2422 | EVO Profile - material Layer - LIGHT OAK - 2P VERT 57 |
| MATERIAL LAYER | WXP2442 | EVO Profile - material Layer - LIGHT OAK - 2P VERT 71 |
| MATERIAL LAYER | WXP2413 | EVO Profile - material Layer - LIGHT OAK - 3P HORIZ 71 |
| MATERIAL LAYER | WXP2443 | EVO Profile - material Layer - LIGHT OAK - 3P VERT 71 |
| MATERIAL LAYER | WXP2434 | EVO Profile - material Layer - LIGHT OAK - 4M ENT 57 |
| MATERIAL LAYER | WXP2404 | EVO Profile - material Layer - LIGHT OAK - 4M ENT 71 |
| MATERIAL LAYER | WXP2414 | EVO Profile - material Layer - LIGHT OAK - 4P HORIZ 71 |
| MATERIAL LAYER | WXP2405 | EVO profile - material Layer - LIGHT OAK - 5M ENT 71 |
| MATERIAL LAYER | WXP2406 | EVO Profile - material Layer - LIGHT OAK - 6M ENT 57 |
| MATERIAL LAYER | WXP2408 | EVO Profile - material Layer - LIGHT OAK - 8M ENT 71 |
| MATERIAL LAYER | WXP2502 | EVO Profile - material Layer - BROWN OAK - 1P |
| MATERIAL LAYER | WXP2512 | EVO Profile - material Layer - BROWN OAK - 2P HORIZ 71 |
| MATERIAL LAYER | WXP2522 | EVO Profile - material Layer - BROWN OAK - 2P VERT 57 |
| MATERIAL LAYER | WXP2542 | EVO Profile - material Layer - BROWN OAK - 2P VERT 71 |
| MATERIAL LAYER | WXP2513 | EVO Profile - material Layer - BROWN OAK - 3P HORIZ 71 |
| MATERIAL LAYER | WXP2543 | EVO Profile - material Layer - BROWN OAK - 3P VERT 71 |
| MATERIAL LAYER | WXP2534 | EVO Profile - material Layer - BROWN OAK - 4M ENT 57 |
| MATERIAL LAYER | WXP2504 | EVO Profile - material Layer - BROWN OAK - 4M ENT 71 |
| MATERIAL LAYER | WXP2514 | EVO Profile - material Layer - BROWN OAK - 4P HORIZ 71 |
| MATERIAL LAYER | WXP2505 | EVO profile - material Layer - BROWN OAK - 5M ENT 71 |
| MATERIAL LAYER | WXP2506 | EVO Profile - material Layer - BROWN OAK - 6M ENT 57 |
| MATERIAL LAYER | WXP2508 | EVO Profile - material Layer - BROWN OAK - 8M ENT 71 |
| MATERIAL LAYER | WXP2202 | EVO Profile - material Layer - BRONZE - 1P |
| MATERIAL LAYER | WXP2212 | EVO Profile - material Layer - BRONZE - 2P HORIZ 71 |
| MATERIAL LAYER | WXP2222 | EVO Profile - material Layer - BRONZE - 2P VERT 57 |
| MATERIAL LAYER | WXP2242 | EVO Profile - material Layer - BRONZE - 2P VERT 71 |
| MATERIAL LAYER | WXP2213 | EVO Profile - material Layer - BRONZE - 3P HORIZ 71 |
| MATERIAL LAYER | WXP2243 | EVO Profile - material Layer - BRONZE - 3P VERT 71 |
| MATERIAL LAYER | WXP2234 | EVO Profile - material Layer - BRONZE - 4M ENT 57 |
| MATERIAL LAYER | WXP2204 | EVO Profile - material Layer - BRONZE - 4M ENT 71 |
| MATERIAL LAYER | WXP2214 | EVO Profile - material Layer - BRONZE - 4P HORIZ 71 |
| MATERIAL LAYER | WXP2205 | EVO Profile - material Layer - BRONZE - 5M ENT 71 |

| | | |
|------------------|---------|--|
| MATERIAL LAYER | WXP2206 | EVO Profile - material Layer - BRONZE - 6M ENT 57 |
| MATERIAL LAYER | WXP2208 | EVO Profile - material Layer - BRONZE - 8M ENT 71 |
| MATERIAL MASSIVE | WXP4502 | EVO Profile - material massive - BRASS - 1P METAL |
| MATERIAL MASSIVE | WXP4512 | EVO Profile - material massive - BRASS - 2P HORIZ 71 METAL |
| MATERIAL MASSIVE | WXP4522 | EVO Profile - material massive - BRASS - 2P VERT 57 METAL |
| MATERIAL MASSIVE | WXP4542 | EVO Profile - material massive - BRASS - 2P VERT 71 METAL |
| MATERIAL MASSIVE | WXP4513 | EVO Profile - material massive - BRASS - 3P HORIZ 71 METAL |
| MATERIAL MASSIVE | WXP4543 | EVO Profile - material massive - BRASS - 3P VERT 71 METAL |
| MATERIAL MASSIVE | WXP4534 | EVO Profile - material massive - BRASS - 4M ENT 57 METAL |
| MATERIAL MASSIVE | WXP4504 | EVO Profile - material massive - BRASS - 4M ENT 71 METAL |
| MATERIAL MASSIVE | WXP4514 | EVO Profile - material massive - BRASS - 4P HORIZ 71 |
| MATERIAL MASSIVE | WXP4505 | EVO Profile - material massive - BRASS - 5M ENT 71 METAL |
| MATERIAL MASSIVE | WXP4506 | EVO Profile - material massive - BRASS - 6M ENT 57 METAL |
| MATERIAL MASSIVE | WXP4508 | EVO Profile - material massive - BRASS - 8M ENT 71 METAL |
| MATERIAL MASSIVE | WXP4602 | EVO Profile - material massive - COPPER - 1P |
| MATERIAL MASSIVE | WXP4612 | EVO Profile - material massive - COPPER - 2P HORIZ 71 |
| MATERIAL MASSIVE | WXP4622 | EVO Profile - material massive - COPPER - 2P VERT 57 |
| MATERIAL MASSIVE | WXP4642 | EVO Profile - material massive - COPPER - 2P VERT 71 |
| MATERIAL MASSIVE | WXP4613 | EVO Profile - material massive - COPPER - 3P HORIZ 71 |
| MATERIAL MASSIVE | WXP4643 | EVO Profile - material massive - COPPER - 3P VERT 71 |
| MATERIAL MASSIVE | WXP4634 | EVO Profile - material massive - COPPER - 4M ENT 57 |
| MATERIAL MASSIVE | WXP4604 | EVO Profile - material massive - COPPER - 4M ENT 71 |
| MATERIAL MASSIVE | WXP4614 | EVO Profile - material massive - COPPER - 4P HORIZ 71 |
| MATERIAL MASSIVE | WXP4605 | EVO Profile - material massive - COPPER - 5M ENT 71 |
| MATERIAL MASSIVE | WXP4606 | EVO Profile - material massive - COPPER - 6M ENT 57 |
| MATERIAL MASSIVE | WXP4608 | EVO Profile - material massive - COPPER - 8M ENT 71 |
| MATERIAL MASSIVE | WXP4102 | EVO PROFILE - MATERIAL MASSIVE - BLACK GLASS - 1P |
| MATERIAL MASSIVE | WXP4112 | EVO PROFILE - MATERIAL MASSIVE - BLACK GLASS - 2P HORIZ 71 |
| MATERIAL MASSIVE | WXP4122 | EVO PROFILE - MATERIAL MASSIVE - BLACK GLASS - 2P VERT 57 |
| MATERIAL MASSIVE | WXP4142 | EVO PROFILE - MATERIAL MASSIVE - BLACK GLASS - 2P VERT 71 |
| MATERIAL MASSIVE | WXP4113 | EVO PROFILE - MATERIAL MASSIVE - BLACK GLASS - 3P HORIZ 71 |
| MATERIAL MASSIVE | WXP4143 | EVO PROFILE - MATERIAL MASSIVE - BLACK GLASS - 3P VERT 71 |
| MATERIAL MASSIVE | WXP4134 | EVO PROFILE - MATERIAL MASSIVE - BLACK GLASS - 4M ENT 57 |
| MATERIAL MASSIVE | WXP4104 | EVO PROFILE - MATERIAL MASSIVE - BLACK GLASS - 4M ENT 71 |
| MATERIAL MASSIVE | WXP4114 | EVO PROFILE - MATERIAL MASSIVE - BLACK GLASS - 4P HORIZ 71 |
| MATERIAL MASSIVE | WXP4105 | EVO PROFILE - MATERIAL MASSIVE - BLACK GLASS - 5M ENT 71 |
| MATERIAL MASSIVE | WXP4106 | EVO PROFILE - MATERIAL MASSIVE - BLACK GLASS - 6M ENT 57 |
| MATERIAL MASSIVE | WXP4108 | EVO PROFILE - MATERIAL MASSIVE - BLACK GLASS - 8M ENT71 |
| MATERIAL MASSIVE | WXP5002 | Profile - massive - TINTED MIRROR - 1P |
| MATERIAL MASSIVE | WXP5012 | Profile - massive - TINTED MIRROR - 2P H71 |
| MATERIAL MASSIVE | WXP5022 | Profile - massive - TINTED MIRROR - 2P V57 |
| MATERIAL MASSIVE | WXP5042 | Profile - massive - TINTED MIRROR - 2P V71 |
| MATERIAL MASSIVE | WXP5013 | Profile - massive - TINTED MIRROR - 3P H71 |
| MATERIAL MASSIVE | WXP5043 | Profile - massive - TINTED MIRROR - 3P V71 |
| MATERIAL MASSIVE | WXP5034 | Profile - massive - TINTED MIRROR - 4M 57 |
| MATERIAL MASSIVE | WXP5004 | Profile - massive - TINTED MIRROR - 4M 71 |
| MATERIAL MASSIVE | WXP5014 | Profile - massive - TINTED MIRROR - 4P H71 |
| MATERIAL MASSIVE | WXP5005 | Profile - massive - TINTED MIRROR - 5M 71 |
| MATERIAL MASSIVE | WXP5006 | Profile - massive - TINTED MIRROR - 6M 57 |
| MATERIAL MASSIVE | WXP5008 | Profile - massive - TINTED MIRROR - 8M 71 |
| MATERIAL MASSIVE | WXP4002 | EVO Profile - material massive - WHITE GLASS - 1P |
| MATERIAL MASSIVE | WXP4012 | EVO Profile - material massive - WHITE GLASS - 2P HORIZ 71 |
| MATERIAL MASSIVE | WXP4022 | EVO Profile - material massive - WHITE GLASS - 2P VERT 57 |
| MATERIAL MASSIVE | WXP4042 | EVO Profile - material massive - WHITE GLASS - 2P VERT 71 |
| MATERIAL MASSIVE | WXP4013 | EVO Profile - material massive - WHITE GLASS - 3P HORIZ 71 |
| MATERIAL MASSIVE | WXP4043 | EVO Profile - material massive - WHITE GLASS - 3P VERT 71 |
| MATERIAL MASSIVE | WXP4034 | EVO Profile - material massive - WHITE GLASS - 4M ENT 57 |
| MATERIAL MASSIVE | WXP4004 | EVO Profile - material massive - WHITE GLASS - 4M ENT 71 |
| MATERIAL MASSIVE | WXP4014 | EVO Profile - material massive - WHITE GLASS - 4P HORIZ 71 |
| MATERIAL MASSIVE | WXP4005 | EVO Profile - material massive - WHITE GLASS - 5M ENT 71 |
| MATERIAL MASSIVE | WXP4006 | EVO Profile - material massive - WHITE GLASS - 6M ENT 57 |
| MATERIAL MASSIVE | WXP4008 | EVO Profile - material massive - WHITE GLASS - 8M ENT 71 |
| MATERIAL MASSIVE | WXP5102 | EVO PROFILE - MATERIAL MASSIVE - BEIGE LEATHER - 1P |
| MATERIAL MASSIVE | WXP5112 | EVO PROFILE - MATERIAL MASSIVE - BEIGE LEATHER - 2P HORIZ 71 |
| MATERIAL MASSIVE | WXP5122 | EVO PROFILE - MATERIAL MASSIVE - BEIGE LEATHER - 2P VERT 57 |
| MATERIAL MASSIVE | WXP5142 | EVO PROFILE - MATERIAL MASSIVE - BEIGE LEATHER - 2P VERT 71 |
| MATERIAL MASSIVE | WXP5113 | EVO PROFILE - MATERIAL MASSIVE - BEIGE LEATHER - 3P HORIZ 71 |
| MATERIAL MASSIVE | WXP5143 | EVO PROFILE - MATERIAL MASSIVE - BEIGE LEATHER - 3P VERT 71 |

| | | |
|------------------|---------|--|
| MATERIAL MASSIVE | WXP5134 | EVO PROFILE - MATERIAL MASSIVE - BEIGE LEATHER - 4M ENT 57 |
| MATERIAL MASSIVE | WXP5104 | EVO PROFILE - MATERIAL MASSIVE - BEIGE LEATHER - 4M ENT 71 |
| MATERIAL MASSIVE | WXP5114 | EVO PROFILE - MATERIAL MASSIVE - BEIGE LEATHER - 4P HORIZ 71 |
| MATERIAL MASSIVE | WXP5105 | EVO PROFILE - MATERIAL MASSIVE - BEIGE LEATHER - 5M ENT 71 |
| MATERIAL MASSIVE | WXP5106 | EVO PROFILE - MATERIAL MASSIVE - BEIGE LEATHER - 6M ENT 57 |
| MATERIAL MASSIVE | WXP5108 | EVO PROFILE - MATERIAL MASSIVE - BEIGE LEATHER - 8M ENT 71 |
| MATERIAL MASSIVE | WXP4902 | EVO PROFILE - MATERIAL MASSIVE - BROWN LEATHER - 1P |
| MATERIAL MASSIVE | WXP4912 | EVO PROFILE - MATERIAL MASSIVE - BROWN LEATHER - 2P HORIZ 71 |
| MATERIAL MASSIVE | WXP4922 | EVO PROFILE - MATERIAL MASSIVE - BROWN LEATHER - 2P VERT 57 |
| MATERIAL MASSIVE | WXP4942 | EVO PROFILE - MATERIAL MASSIVE - BROWN LEATHER - 2P VERT 71 |
| MATERIAL MASSIVE | WXP4913 | EVO PROFILE - MATERIAL MASSIVE - BROWN LEATHER - 3P HORIZ 71 |
| MATERIAL MASSIVE | WXP4943 | EVO PROFILE - MATERIAL MASSIVE - BROWN LEATHER - 3P VERT 71 |
| MATERIAL MASSIVE | WXP4934 | EVO PROFILE - MATERIAL MASSIVE - BROWN LEATHER - 4M ENT 57 |
| MATERIAL MASSIVE | WXP4904 | EVO PROFILE - MATERIAL MASSIVE - BROWN LEATHER - 4M ENT 71 |
| MATERIAL MASSIVE | WXP4914 | EVO PROFILE - MATERIAL MASSIVE - BROWN LEATHER - 4P HORIZ 71 |
| MATERIAL MASSIVE | WXP4905 | EVO PROFILE - MATERIAL MASSIVE - BROWN LEATHER - 5M ENT 71 |
| MATERIAL MASSIVE | WXP4906 | EVO PROFILE - MATERIAL MASSIVE - BROWN LEATHER - 6M ENT 57 |
| MATERIAL MASSIVE | WXP4908 | EVO PROFILE - MATERIAL MASSIVE - BROWN LEATHER - 8M ENT 71 |
| MATERIAL MASSIVE | WXP4302 | EVO Profile - material massive - NATURAL ALU 1P METAL |
| MATERIAL MASSIVE | WXP4312 | EVO Profile - material massive - NATURAL ALU 2P HORIZ 71 METAL |
| MATERIAL MASSIVE | WXP4322 | EVO Profile - material massive - NATURAL ALU 2P VERT 57 METAL |
| MATERIAL MASSIVE | WXP4342 | EVO Profile - material massive - NATURAL ALU 2P VERT 71 METAL |
| MATERIAL MASSIVE | WXP4313 | EVO Profile - material massive - NATURAL ALU 3P HORIZ 71 METAL |
| MATERIAL MASSIVE | WXP4343 | EVO Profile - material massive - NATURAL ALU 3P VERT 71 METAL |
| MATERIAL MASSIVE | WXP4334 | EVO Profile - material massive - NATURAL ALU 4M ENT 57 METAL |
| MATERIAL MASSIVE | WXP4304 | EVO Profile - material massive - NATURAL ALU 4M ENT 71 METAL |
| MATERIAL MASSIVE | WXP4314 | EVO Profile - material massive - NATURAL ALU 4P HORIZ 71 METAL |
| MATERIAL MASSIVE | WXP4305 | EVO Profile - material massive - NATURAL ALU 5M ENT 71 METAL |
| MATERIAL MASSIVE | WXP4306 | EVO Profile - material massive - NATURAL ALU 6M ENT 57 METAL |
| MATERIAL MASSIVE | WXP4308 | EVO Profile - material massive - NATURAL ALU 8M ENT 71 METAL |
| MATERIAL MASSIVE | WXP4402 | EVO PROFILE - MATERIAL MASSIVE - SLATE - 1P |
| MATERIAL MASSIVE | WXP4412 | EVO PROFILE - MATERIAL MASSIVE - SLATE - 2P HORIZ 71 |
| MATERIAL MASSIVE | WXP4422 | EVO PROFILE - MATERIAL MASSIVE - SLATE - 2P VERT 57 |
| MATERIAL MASSIVE | WXP4442 | EVO PROFILE - MATERIAL MASSIVE - SLATE - 2P VERT 71 |
| MATERIAL MASSIVE | WXP4413 | EVO PROFILE - MATERIAL MASSIVE - SLATE - 3P HORIZ 71 |
| MATERIAL MASSIVE | WXP4443 | EVO PROFILE - MATERIAL MASSIVE - SLATE - 3P VERT 71 |
| MATERIAL MASSIVE | WXP4434 | EVO PROFILE - MATERIAL MASSIVE - SLATE - 4M ENT 57 |
| MATERIAL MASSIVE | WXP4404 | EVO PROFILE - MATERIAL MASSIVE - SLATE - 4M ENT 71 |
| MATERIAL MASSIVE | WXP4414 | EVO PROFILE - MATERIAL MASSIVE - SLATE - 4P HORIZ 71 |
| MATERIAL MASSIVE | WXP4405 | EVO PROFILE - MATERIAL MASSIVE - SLATE - 5M ENT 71 |
| MATERIAL MASSIVE | WXP4406 | EVO PROFILE - MATERIAL MASSIVE - SLATE - 6M ENT 57 |
| MATERIAL MASSIVE | WXP4408 | EVO PROFILE - MATERIAL MASSIVE - SLATE - 8M ENT 71 |
| MATERIAL MASSIVE | WXP4202 | EVO PROFILE - MATERIAL MASSIVE - STAINLESS STEEL - 1P METAL |
| MATERIAL MASSIVE | WXP4212 | EVO PROFILE - MATERIAL MASSIVE - STAINLESS STEEL - 2P HORIZ 71 METAL |
| MATERIAL MASSIVE | WXP4222 | EVO PROFILE - MATERIAL MASSIVE - STAINLESS STEEL - 2P VERT 57 METAL |
| MATERIAL MASSIVE | WXP4242 | EVO PROFILE - MATERIAL MASSIVE - STAINLESS STEEL - 2P VERT 71 METAL |
| MATERIAL MASSIVE | WXP4213 | EVO PROFILE - MATERIAL MASSIVE - STAINLESS STEEL - 3P HORIZ 71 METAL |
| MATERIAL MASSIVE | WXP4243 | EVO PROFILE - MATERIAL MASSIVE - STAINLESS STEEL - 3P VERT 71 METAL |
| MATERIAL MASSIVE | WXP4234 | EVO PROFILE - MATERIAL MASSIVE - STAINLESS STEEL - 4M ENT 57 METAL |
| MATERIAL MASSIVE | WXP4204 | EVO PROFILE - MATERIAL MASSIVE - STAINLESS STEEL - 4M ENT 71 METAL |
| MATERIAL MASSIVE | WXP4214 | EVO PROFILE - MATERIAL MASSIVE - STAINLESS STEEL - 4P HORIZ 71 METAL |
| MATERIAL MASSIVE | WXP4205 | EVO PROFILE - MATERIAL MASSIVE - STAINLESS STEEL - 5M ENT 71 METAL |
| MATERIAL MASSIVE | WXP4206 | EVO PROFILE - MATERIAL MASSIVE - STAINLESS STEEL - 6M ENT 57 METAL |
| MATERIAL MASSIVE | WXP4208 | EVO PROFILE - MATERIAL MASSIVE - STAINLESS STEEL - 8M ENT 71 METAL |
| MATERIAL MASSIVE | WXP4702 | EVO PROFILE - MATERIAL MASSIVE - NATURAL OAK - 1P |
| MATERIAL MASSIVE | WXP4712 | EVO PROFILE - MATERIAL MASSIVE - NATURAL OAK - 2P HORIZ 71 |
| MATERIAL MASSIVE | WXP4722 | EVO PROFILE - MATERIAL MASSIVE - NATURAL OAK - 2P VERT 57 |
| MATERIAL MASSIVE | WXP4742 | EVO PROFILE - MATERIAL MASSIVE - NATURAL OAK - 2P VERT 71 |
| MATERIAL MASSIVE | WXP4713 | EVO PROFILE - MATERIAL MASSIVE - NATURAL OAK - 3P HORIZ 71 |
| MATERIAL MASSIVE | WXP4743 | EVO PROFILE - MATERIAL MASSIVE - NATURAL OAK - 3P VERT 71 |
| MATERIAL MASSIVE | WXP4734 | EVO PROFILE - MATERIAL MASSIVE - NATURAL OAK - 4M ENT 57 |
| MATERIAL MASSIVE | WXP4704 | EVO PROFILE - MATERIAL MASSIVE - NATURAL OAK - 4M ENT 71 |
| MATERIAL MASSIVE | WXP4714 | EVO PROFILE - MATERIAL MASSIVE - NATURAL OAK - 4P HORIZ 71 |
| MATERIAL MASSIVE | WXP4705 | EVO PROFILE - MATERIAL MASSIVE - NATURAL OAK - 5M ENT 71 |
| MATERIAL MASSIVE | WXP4706 | EVO PROFILE - MATERIAL MASSIVE - NATURAL OAK - 6M ENT 57 |
| MATERIAL MASSIVE | WXP4708 | EVO PROFILE - MATERIAL MASSIVE - NATURAL OAK - 8M ENT 71 |
| MATERIAL MASSIVE | WXP4802 | EVO PROFILE - MATERIAL MASSIVE - EPICEA - 1P |
| MATERIAL MASSIVE | WXP4812 | EVO PROFILE - MATERIAL MASSIVE - EPICEA - 2P HORIZ 71 |

| | | |
|-----------------|---------|---|
| PLASTIC PAINTED | WXP0142 | EVO Profile - plastic painted 2K - PLASTIC PAINTED TITANE - 2P VERT 71 |
| PLASTIC PAINTED | WXP0113 | EVO Profile - plastic painted 2K - PLASTIC PAINTED TITANE - 3P HORIZ 71 |
| PLASTIC PAINTED | WXP0123 | EVO Profile - plastic painted 2k - PLASTIC PAINTED TITANE - 3P VERT 57 |
| PLASTIC PAINTED | WXP0143 | EVO Profile - plastic painted 2K - PLASTIC PAINTED TITANE - 3P VERT 71 |
| PLASTIC PAINTED | WXP0134 | EVO Profile - plastic painted 2K - PLASTIC PAINTED TITANE - 4M ENT 57 |
| PLASTIC PAINTED | WXP0104 | EVO Profile - plastic painted 2k - PLASTIC PAINTED TITANE - 4M ENT 71 |
| PLASTIC PAINTED | WXP0114 | EVO Profile - plastic painted 2K - PLASTIC PAINTED TITANE - 4P HORIZ 71 |
| PLASTIC PAINTED | WXP0105 | EVO Profile - plastic painted 2K - PLASTIC PAINTED TITANE - 5M ENT 71 |
| PLASTIC PAINTED | WXP0106 | EVO Profile - plastic painted 2K - PLASTIC PAINTED TITANE - 6M ENT 57 |
| PLASTIC PAINTED | WXP0108 | EVO Profile - plastic painted 2K - PLASTIC PAINTED TITANE - 8M ENT 71 |
| PLASTIC PAINTED | WXP1002 | EVO Profile - plastic painted 2K - PLASTIC PAINTED ANTHRACITE - 1P |
| PLASTIC PAINTED | WXP1012 | EVO Profile - plastic painted 2K - PLASTIC PAINTED ANTHRACITE - 2P HORIZ 71 |
| PLASTIC PAINTED | WXP1022 | EVO Profile - plastic painted 2K - PLASTIC PAINTED ANTHRACITE - 2P VERT 57 |
| PLASTIC PAINTED | WXP1042 | EVO Profile - plastic painted 2K - PLASTIC PAINTED ANTHRACITE - 2P VERT 71 |
| PLASTIC PAINTED | WXP1013 | EVO Profile - plastic painted 2K - PLASTIC PAINTED ANTHRACITE - 3P HORIZ 71 |
| PLASTIC PAINTED | WXP1023 | EVO Profile - plastic painted 2k - PLASTIC PAINTED ANTHRACITE - 3P VERT 57 |
| PLASTIC PAINTED | WXP1043 | EVO Profile - plastic painted 2K - PLASTIC PAINTED ANTHRACITE - 3P VERT 71 |
| PLASTIC PAINTED | WXP1034 | EVO Profile - plastic painted 2K - PLASTIC PAINTED ANTHRACITE - 4M ENT 57 |
| PLASTIC PAINTED | WXP1004 | EVO Profile - plastic painted 2k - PLASTIC PAINTED ANTHRACITE - 4M ENT 71 |
| PLASTIC PAINTED | WXP1014 | EVO Profile - plastic painted 2K - PLASTIC PAINTED ANTHRACITE - 4P HORIZ 71 |
| PLASTIC PAINTED | WXP1005 | EVO Profile - plastic painted 2K - PLASTIC PAINTED ANTHRACITE - 5M ENT 71 |
| PLASTIC PAINTED | WXP1006 | EVO Profile - plastic painted 2K - PLASTIC PAINTED ANTHRACITE - 6M ENT 57 |
| PLASTIC PAINTED | WXP1008 | EVO Profile - plastic painted 2K - PLASTIC PAINTED ANTHRACITE - 8M ENT 71 |

| Trunking references | |
|---------------------|-----------|
| Plastic | Metal |
| GBD500500 | GBA500501 |
| GBD500850 | GBA500851 |
| GBD501000 | GBA501311 |
| GBD501310 | GBA501611 |
| GBD501600 | |
| GBD501610 | |
| GBD501900 | |

