

Data sheet

E-DAT modul Cat.6_A K jack - Keystone style

Page 1/7

P/N
130910KI

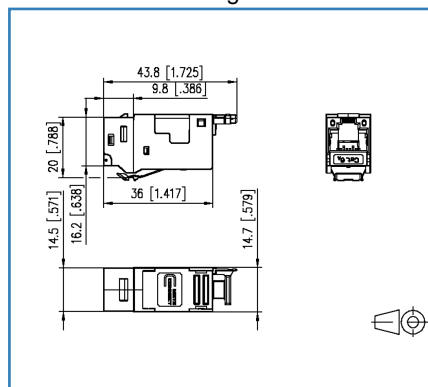
EAN 4250184181002

2017-19-12

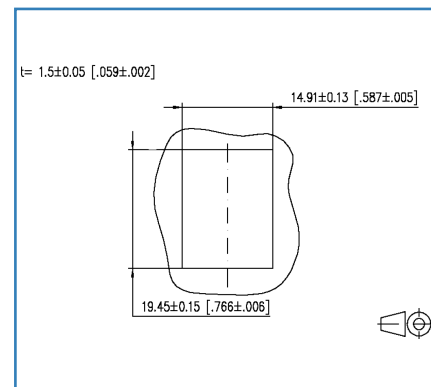
Illustrations



Dimensional drawing



Cut-out



See enlarged drawings at the end of document



Product specification

- modular termination unit Cat.6_A, RJ45
- component testing for Cat.6_A to ISO/IEC 11801 Ed.2.2:2011-06, DIN EN 50173-1:2011-09, TIA/EIA-568-C.2 (2009-08) and IEC 60603-7-51 Ed.1 (12/2008), certified to GHMT
- compliance with class E_A to ISO/IEC 11801
- Ed.2.2:2011-06, DIN EN 50173-1:2011-09
- tested: Link up to 500 MHz
- suitable for 10 GBit Ethernet (IEEE 802.3an), Remote Powering (PoE, PoE plus and UPoE) and HDBaseT
- easy to install connection of 2 to 4 pair data cables
- AWG 26/1 to 22/1 (solid wire) and stranded wires with 7 copper conductors AWG 26/7 to 22/7 to insulation displacement connectors (IDC)
- marking of conductor assignment to T568A and T568B
- easy and fast insertion of wire pairs in E-DAT modul stuffer cap
- module housing made of refined zinc die-casting
- mounting without special tools
- strain relief with cable tie at the module
- mounting version: Keystone
- cable feed 180°
- delivery in a 10-piece set, available separately

Technical Data

General Data

Fields of application	Office
Design	Jack
Shielding	shielded
Transmission technology	Copper
Wiring	T568A, T568B
Color	metallike
Dimensions	
Dimension (L x W x H)	43.85 x 14.7 x 22.40 mm
Dimension (L x W x H)	1.726 x 0.579 x 0.882 in.
Weight	41.30 g
Weight	0.09 lb
Modularity	yes
Field assembly ability	yes

Transmission characteristics

Category (ISO)	6 _A
Class (ISO/IEC)	E _A
Category (TIA)	6A
Remote Powering	yes
PoE	IEEE 802.3af
PoE plus	IEEE 802.3at
UPoE	yes
HDBaseT	yes
Transmission rate up to 10 GBit	IEEE 802.3an

Connections/interfaces

Connector technology interface 1	IDC-connection
Connector technology interface 2	RJ45-jack
Number of ports interface 1	1
Number of ports interface 2	1
Number of equipped ports interface 1	1
Number of ports interface 2 equipped	1
Number of positions/contacts interface 1	8
Number of positions/contacts interface 2	8P/8C



Technical Data

Connections/interfaces

Termination data, solid wire (min. - max.)

Conductor cross section, solid wire	AWG 26/1 - 22/1
Conductor cross section, solid wire	0.128 - 0.324 mm ²
Conductor diameter, solid wire (bare copper)	0.409 - 0.643 mm
Conductor diameter, solid wire (bare copper)	0.016 - 0.025 in.

Termination data, stranded wire (min. - max.)

Conductor cross section, stranded wire	AWG 26/7 - 22/7
Conductor cross section, stranded wire	0.141 - 0.355 mm ²
Conductor diameter, stranded wire (bare copper)	0.483 - 0.762 mm
Conductor diameter, stranded wire (bare copper)	0.019 - 0.030 in.

Cable access/outlet	180°
---------------------	------

Shield connection	flexible contact spring
-------------------	-------------------------

Electrical characteristics

Current carrying capacity	max. 1 A
Rated voltage	max. 50 V
Contact resistance	max. 20 mOhm
Through resistance	max. 200 mOhm
Insulation resistance	min. 500 MOhm
Dielectric strength conductor-conductor (secondary)	min. 1000 V DC

Mechanical characteristics

Cut-out	Keystone
Mounting method	snap-in function
Insertion and withdrawal force	max. 20 N
Position/mounting of latch - standard installation position	top
strain relief	with cable tie, attached to module

Materials and material properties

Material - Housing	GD-Zn (zinc die-cast)
Material - Contact	Spring steel
Material - Contact finish	Ni + Au (nickel-gold)
Material - Contact carriers	PA 6.6
Material - Finish	Ni (nickel)



Technical Data

Environmental conditions

Temperature (min. - max.)	
Temperature - Storage °C	-40 - 70 °C
Temperature - Storage °F	-40 - 158 °F
Temperature - Operating °C	-40 - 70 °C
Temperature - Operating °F	-40 - 158 °F
Electromagnetic measurement	E ₂

Certifications

GHMT Component



Approvals

CE	compliant
RoHS	compliant
UL listed (file no.)	DUXR.E178484



The product meets the following standards

Generic cabling systems	
General requirements	ISO/IEC 11801 Ed.2.2:2011-06 DIN EN 50173-1:2011-09 TIA/EIA 568-C.2 (2009-08)
Office buildings	ISO/IEC 11801 Ed.2.2: 2011-06 DIN EN 50173-2: 2011-09 TIA/EIA 568-C
Living units	ISO/IEC 15018 DIN EN 50173-4: 2011-09 TIA/EIA 570-B
Connectors for electronic equipment	
Free and fixed connectors	DIN EN 60603-7-51:2011-01
Connectors for electronic equipment - Tests and measurements	
Test schedule for connectors	DIN-EN 60512-99-001: 02-2013, Pg. UEL1
Endurance tests	IEC 60512-9-3: 03-2009



Technical Data

The product meets the following standards

Interference proof

Immunity for residential, commercial and light-industrial environments	DIN EN 61000-6-1:2007-10
Immunity for industrial environments	DIN EN 61000-6-2:2006-03

Emission proof

Electromagnetic emission for residential, commercial and light-industrial environments	DIN EN 61000-6-3:2011-09
--	--------------------------

Classifications

ETIM 5.0	EC001121
ETIM 6.0	EC001121

Packing details

Type of packaging	10 pc(s) / box
Packaging unit - Weight (gram)	413.00 g
Packaging unit - Weight (pound)	0.91 lb
Packaging dimension (W x H x D)	247.00 x 161.00 x 58.00 mm
Packaging dimension (W x H x D)	9.724 x 6.339 x 2.283 in.



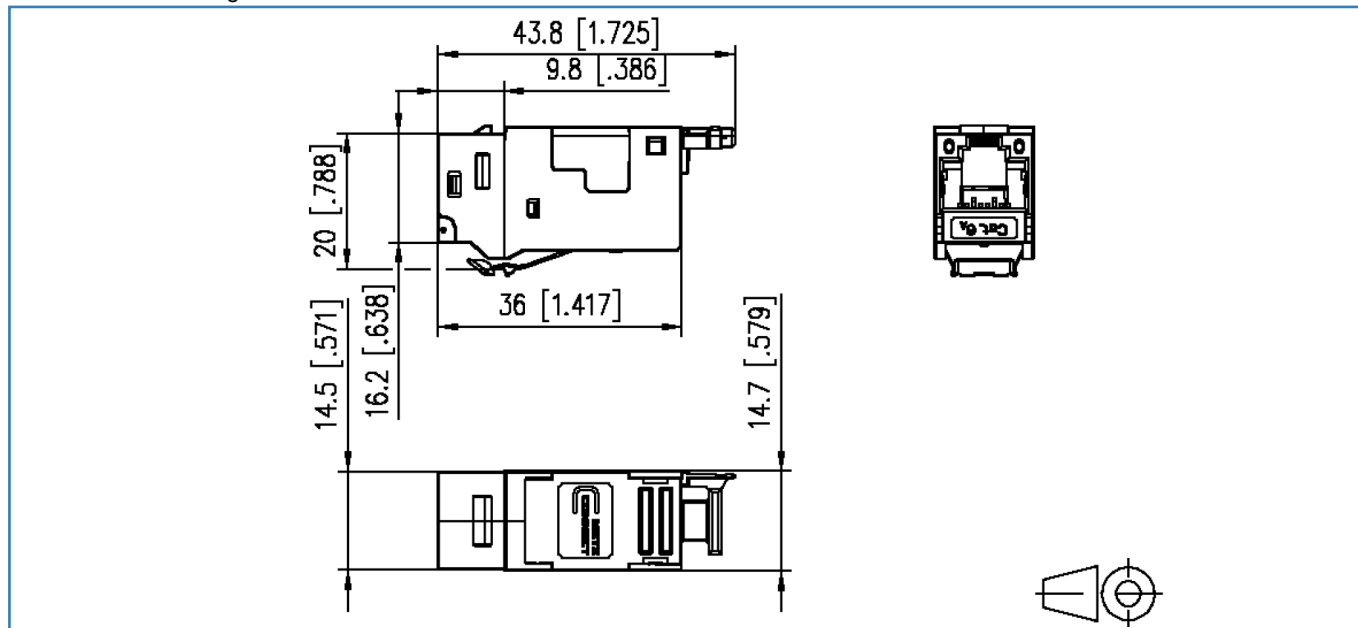
Accessories

P/N	Designation
820032-0129-I	Dust protection cover for C6 _A modul black
820032-0103-I	Dust protection cover for C6 _A modul light gray
820032-0105-I	Dust protection cover for C6 _A modul yellow
820032-0106-I	Dust protection cover for C6 _A modul blue
820032-0107-I	Dust protection cover for C6 _A modul green
820032-0108-I	Dust protection cover for C6 _A modul red
820032-0102-I	Dust protection cover for C6 _A modul pure white



Illustrations

Dimensional drawing



Cut-out

