

## Verdrahtungskanalreihe HNG-V1



Abb. 1: HNG3703707035B



DIN5510  
NF-16 101

- geprüft für den Einsatz innerhalb von Schienenfahrzeugen:  
DIN5510: *S3 / SR 2 / ST 2*  
NF-F-16 101,102: *F3 / I4*
- Prüfung nach EN 50085-2-3
- Halogenfrei
- Verdrahtungskanalabmessungen nach DIN 43659
- Bodenlochung nach EN 50085
- Selbstverlöschend nach UL94 V1
- Temperaturbeständig: - 25°C bis + 90°
- UL gelistet File-Nr.: E48414 (all colors )
- CSA gellistet File-Nr.: 22009 (all colors)

Unterteil+Oberteil			
Referenz	Höhe	Breite	Länge
HNG2502507035B	25 mm	25 mm	2000 mm
HNG3702507035B	37 mm	25 mm	2000 mm
HNG3703707035B	37 mm	37 mm	2000 mm
HNG3705007035B	37 mm	50 mm	2000 mm
HNG5002507035B	50 mm	25 mm	2000 mm
HNG5003707035B	50 mm	37 mm	2000 mm
HNG5005007035B	50 mm	50 mm	2000 mm
HNG5007507035B	50 mm	75 mm	2000 mm
HNG5010007035B	50 mm	100 mm	2000 mm
HNG5012507035B	50 mm	125 mm	2000 mm
HNG7503707035B	75 mm	37 mm	2000 mm
HNG7505007035B	75 mm	50 mm	2000 mm
HNG7507507035B	75 mm	75 mm	2000 mm
HNG7510007035B	75 mm	100 mm	2000 mm
HNG7512507035B	75 mm	125 mm	2000 mm




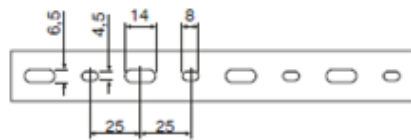
Abb. 2: HNG7507507035B

Oberteil		
Referenz	Breite	Länge
HN2502527035	25 mm	2000 mm
HN3703727035	37 mm	2000 mm
HN3705027035	50 mm	2000 mm
HN5007527035	75 mm	2000 mm
HN5010027035	100 mm	2000 mm
HN5012527035	125 mm	2000 mm

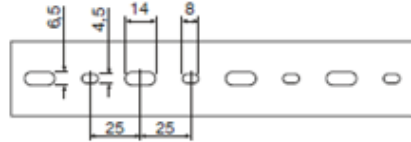


Abb. 3: HN500503

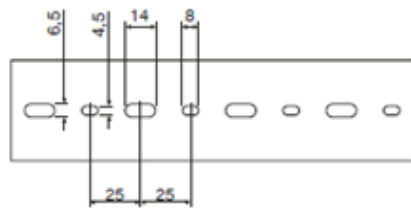
Drahhaltklammer	
Referenz	Zubehör zu
HN370503	HNG3705007035B
HN500503	HNG5005007035B
HN500753	HNG5007507035B
HN501003	HNG5010007035B
HN501253	HNG5012507035B
HN750373	HNG7503707035B
HN750503	HNG7505007035B
HN750753	HNG7507507035B
HN751003	HNG7510007035B
HN751253	HNG7512507035B



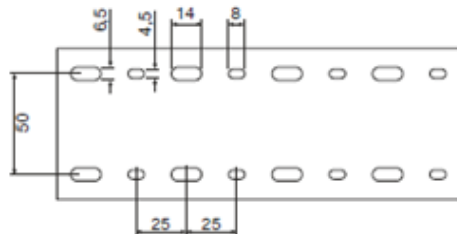
for width 25 mm



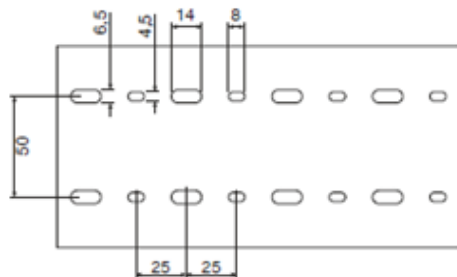
for width 37 mm



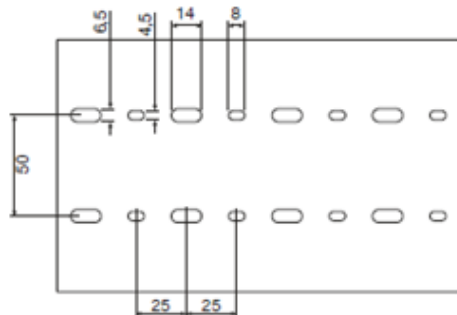
for width 50 mm




for width 75 mm



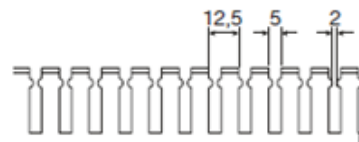
for width 100 mm



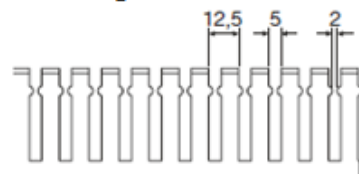
for width 125 mm



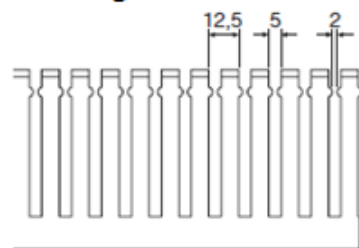
for height 25 mm



for height 37 mm



for height 50 mm



for height 75 mm