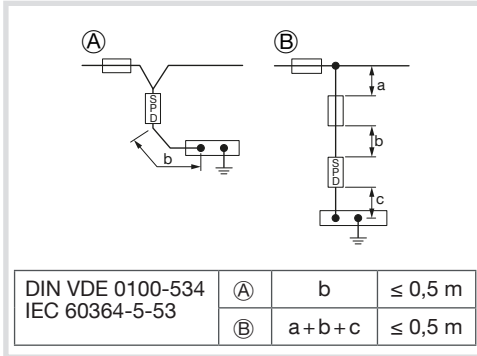
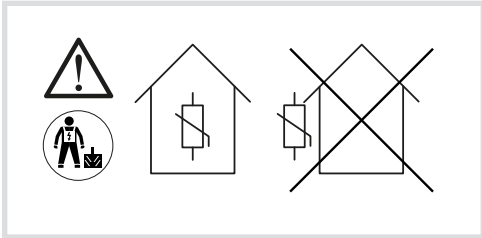


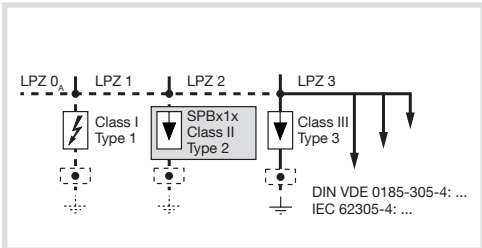
- (DE) Überspannungsableiter
- (EN) Surge protective device
- (FR) Parafoudre
- (CS) Svodič přepětí
- (PL) Ogranicznik przepięć (SPD)

SPB115, SPB213, SPB215, SPB315, SPB413, SPB415



3 Nm (1.5-16 mm²)
4.5 Nm 25-35 mm²

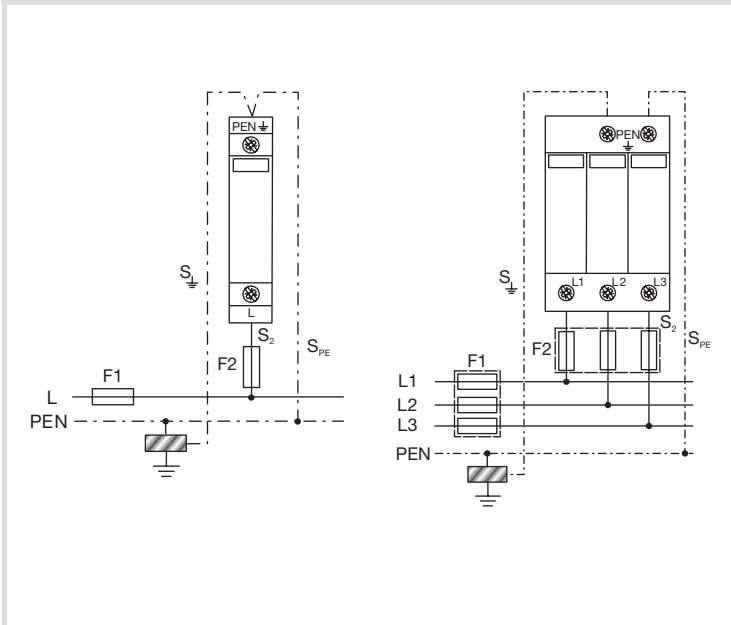
| | | |
|------------------|---------------------|--------------------|
| | 16 mm | 16 mm |
| min. L, N, PE, ≡ | 1,5 mm ² | |
| max. L, N, PE, ≡ | 25 mm ² | 35 mm ² |



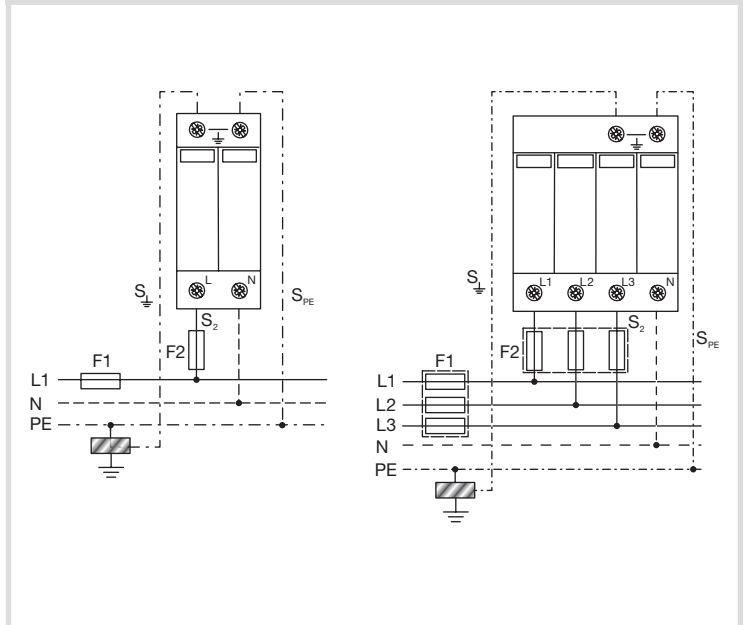
| | |
|---|-------------------------|
| EN 61643-11 IEC 61643-11 | Type 2 Class II |
| U_n | 240/415V (50/60Hz) |
| U_c | 275V (L-N); 260V (N-PE) |
| I_{fi} | 100A _{rms} |
| Humidity | 5%...95% |
| 9°C | -40/+80°C |
| Ports | 1 |
| IP code | 20 (built in) |

| | L x W x H (mm) | I _{max} (8/20 μs) | I _n (8/20 μs) | U _p | I _{scrr} | max ⇄ parallel | I _{pe} | |
|---------------|----------------|----------------------------|--------------------------|--------------------------------------|---------------------|----------------|-----------------|---------------------------------------|
| SPB115 | 65.7x17,5x98.7 | 40kA | 20kA | ≤ 1,35 kV | 25kA _{rms} | 125AgG | <0,45mA | 1 Ph 1 x SPB015 |
| SPB213 | 65.7x35.6x89.8 | 40kA | 20kA | L-N ≤ 1,35 kV N-PE ≤ 1,5 kV | 25kA _{rms} | 125AgG | <5μA | 1 Ph + N 1 x SPB015 1 x SPB015N |
| SPB215 | 65.7x35.6x98.7 | | | | | | | |
| SPB315 | 65.7x53x98.7 | 40kA | 20kA | ≤ 1,35 kV | 25kA _{rms} | 125AgG | <0,45mA | 3 Ph 3 x SPB015 |
| SPB413 | 65.7x71x89.8 | 40kA | 20kA | L-N ≤ 1,35 kV N-PE ≤ 1,5 kV | 25kA _{rms} | 125AgG | <5μA | 3 Ph + N 3 x SPB015 1 x SPB015N |
| SPB415 | 65.7x71x98.7 | | | | | | | |

TNC (SPB115 (1+0), SPB315 (3+0))



TT/TNS (SPB215, SPB213 (1+1), SPB413, SPB415 (3+1))



Backup protection/Vorsicherung

| | |
|---|---|
| Parallel connection/ Stich-Verdrahtung | SPB115 SPB215, SPB315, SPB413, SPB415 |
| F1 \varnothing | F1 \leq 125 AgG ↓ \varnothing |
| F2 \varnothing | F1 > 125 AgG ↓ F2 \leq 125 AgG |

| F1 AgL/gG | F2 AgL/gG | S ₂ mm ² | S _{PE2} mm ² |
|--------------|--------------|-----------------------------------|-------------------------------------|
| 25 | | 6 | 6 |
| 35 | | 6 | 6 |
| 40 | | 6 | 6 |
| 50 | | 6 | 6 |
| 63 | | 10 | 10 |
| 80 | | 10 | 10 |
| 100 | | 16 | 16 |
| 125 | | 16 | 16 |
| >125 | >125 | 16 | 16 |

V-Type connection/V-Verdrahtung

| F1 AgL/gG | S ₂ mm ² | S _{PE2} mm ² |
|--------------|-----------------------------------|-------------------------------------|
| 25 | 6 | 6 |
| 35 | 6 | 6 |
| 40 | 6 | 6 |
| 50 | 6 | 6 |
| 63 | 10 | 10 |
| 80 | 16 | 16 |

SPB115, SPB215, SPB315, SPB415

U max./I max. AC : 250V/1,5A
U max./I max. DC : 30V/1A
0,14-1,5mm²
AWG 28-16

SPB015, SPB015N