

TerCia CLS-C45

Colonnes et colonnettes speed à clipsage 45

Capacité maximale théorique en câbles

Nombre de conducteurs ⁽¹⁾



Zone	A B		A B C		
	A	B	A	B	C
n. câbles Ø 11	3	3	4	4	14
n. câbles Ø 7	3	3	9	9	30

⁽¹⁾ Attention : le nombre de conducteurs calculé correspond à une valeur optimisée, sans tenir compte du croisement des câbles à l'intérieur du conduit, ni du coefficient de foisonnement.

Compatibilité appareillages 45x45

iboco	Hager	Legrand	PW	Schneider	3M
TerCia AP-C45	Gallery™	Mosaic™	Logix™	Altira™	Volution™

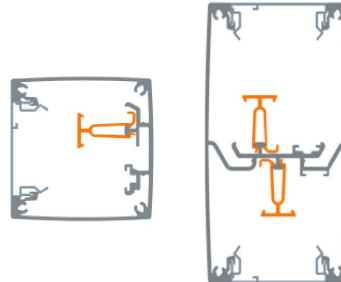
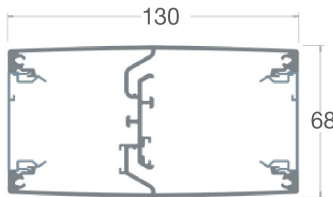
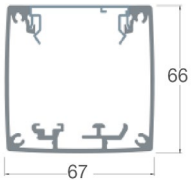
Compatible avec tous les appareillages standards 45x45

Schémas et cotes (mm)

TerCia CLS-C45 Simple face
B45300, B45301
B45310, B45311, B45312,
B45313, B45314, B45315

TerCia CLS-C45 Double face
B45305, B45306
B45320, B45321, B45322,
B45323, B45324, B45325

Cloison TerCia CLS-C45
B45380
Montage

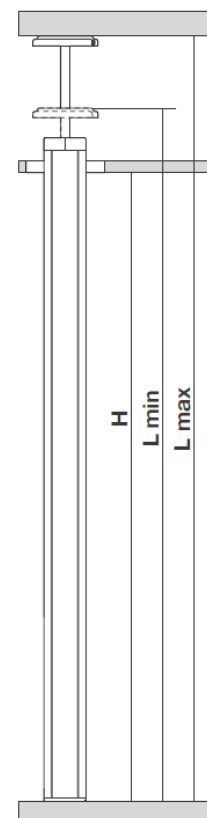
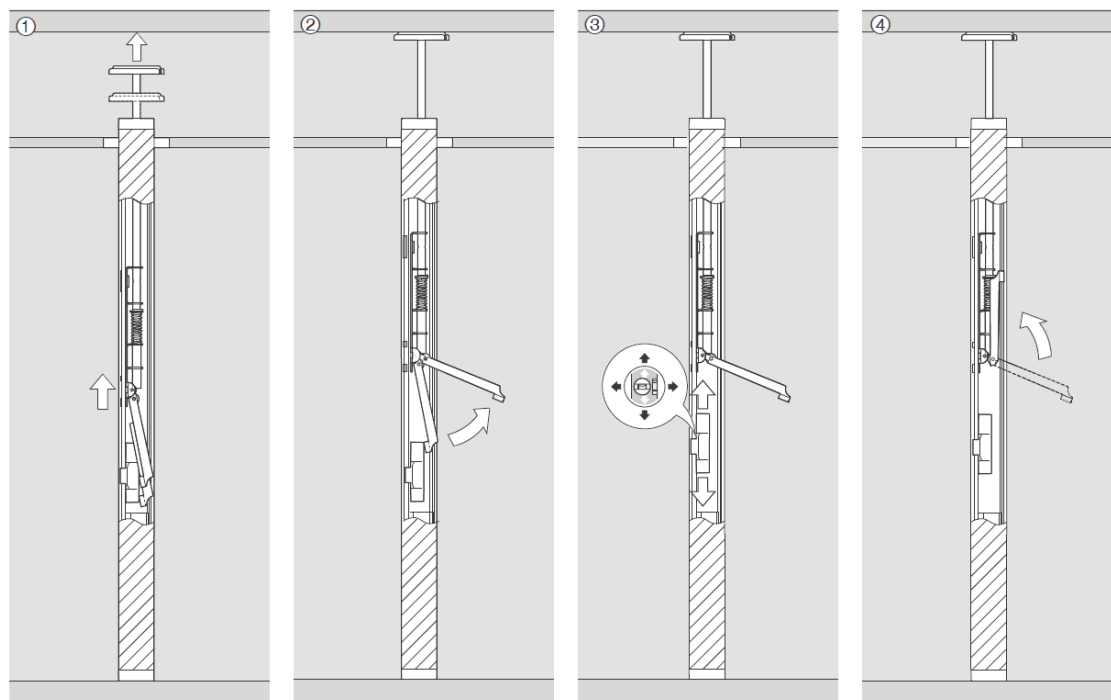


TerCia CLS-C45

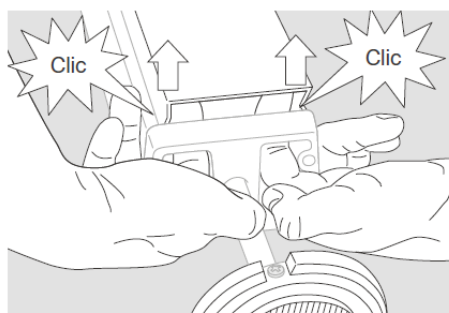
Colonnes speed à clipsage 45

Colonnes – Système de réglage breveté

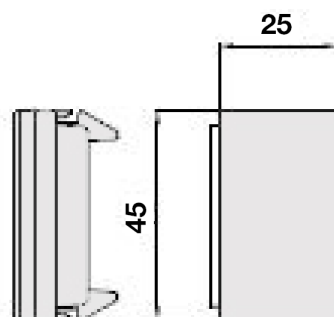
Réglage avec vérin à pression avec poignée et niveau à bulle intégrés



Colonnes Retrait du couvercle



JCA45U - Jonction couvercle appareillage Dimensions



Colonnes Hauteurs min./max.

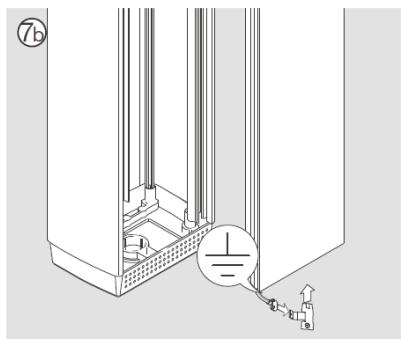
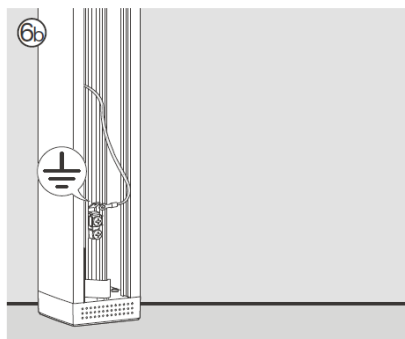
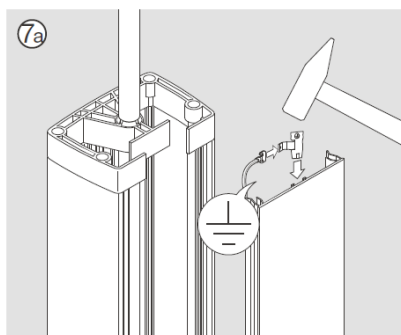
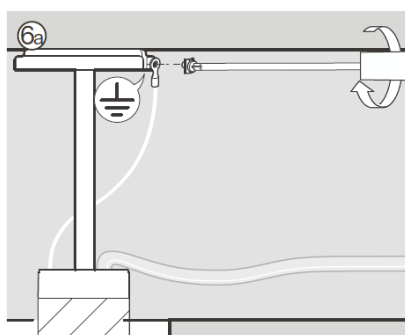
Réf.	L (mm)		H (mm)
	Min	Max	Max
B45310, B45311, B45320, B45321	2700	3000	2635
B45312, B45313, B45322, B45323	3000	3300	2935
B45314, B45315, B45324, B45325	3300	3600	3235

TerCia CLS-C45

Colonnes speed à clipsage 45

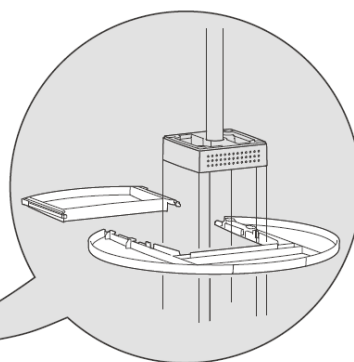
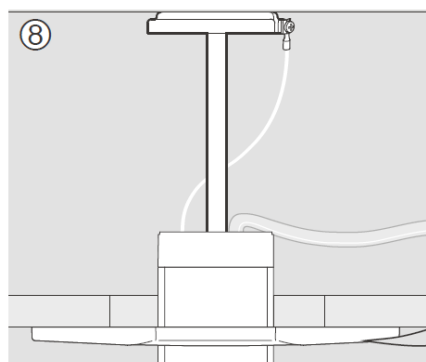
Colonnes

Liaison de masse



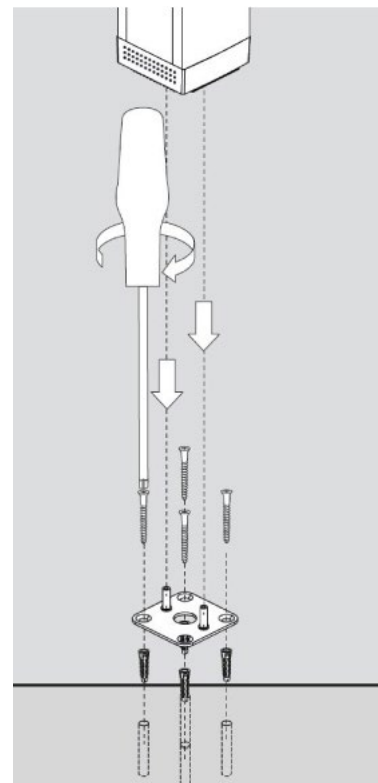
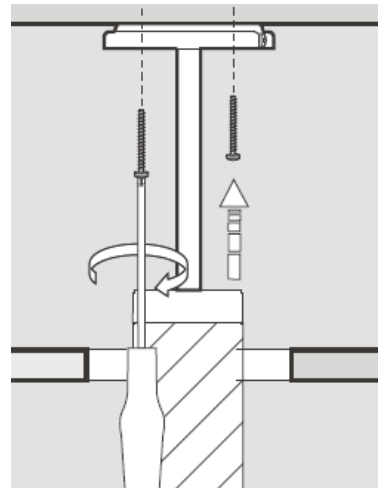
Colonnes

Montage colerette



Colonnes

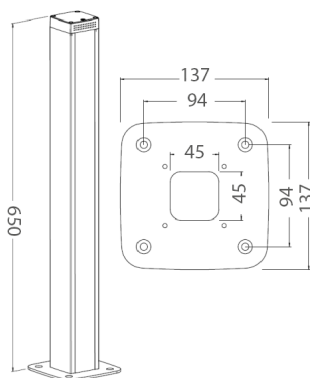
Fixation



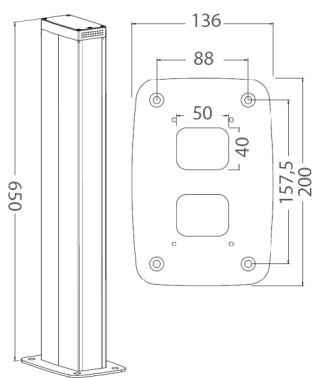
TerCia CLS-C45

Colonnettes speed à clipsage 45

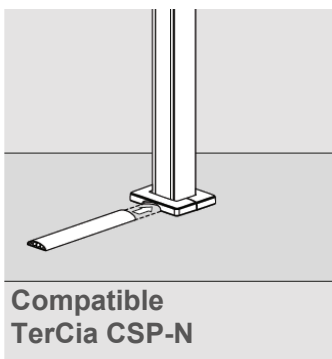
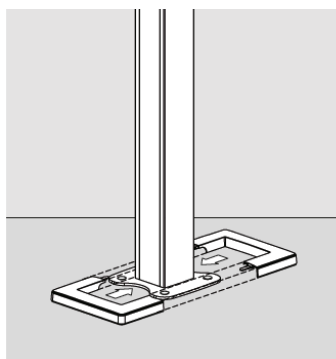
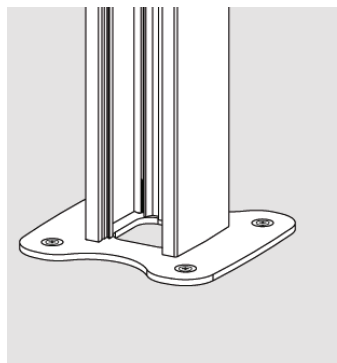
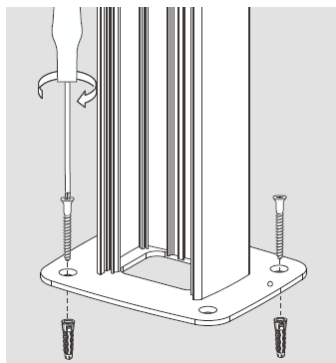
Colonnettes 1 face B45300 B45301 Dimensions



Colonnettes 2 faces B45305 B45306 Dimensions



Colonnettes Fixation basse



Compatible
TerCia CSP-N

Colonnettes Liaison de masse

