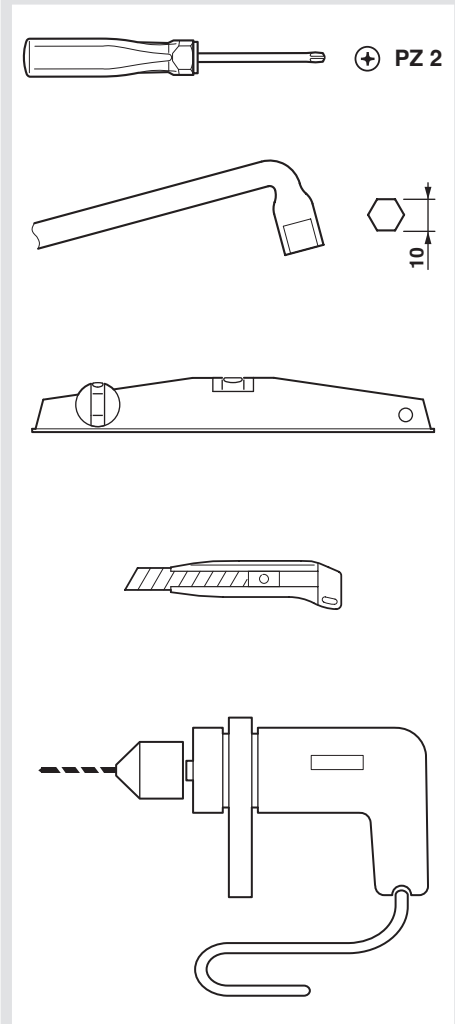
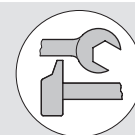
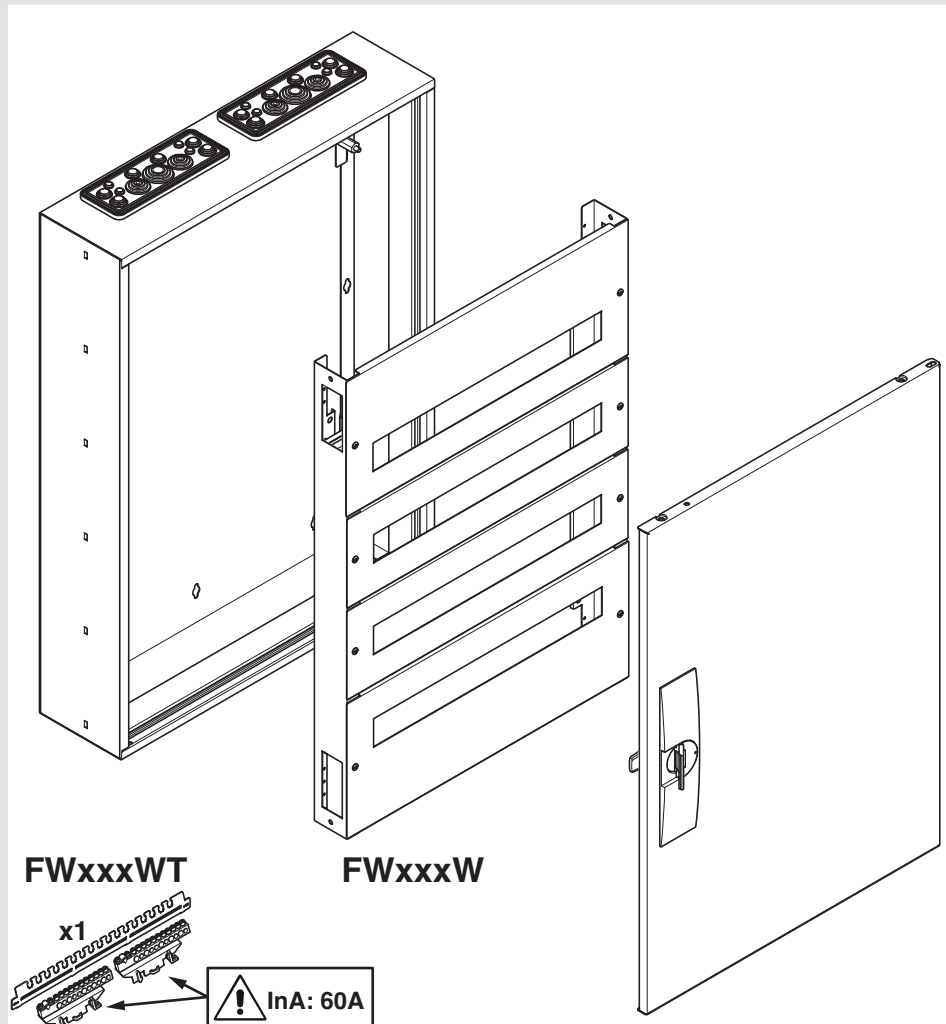

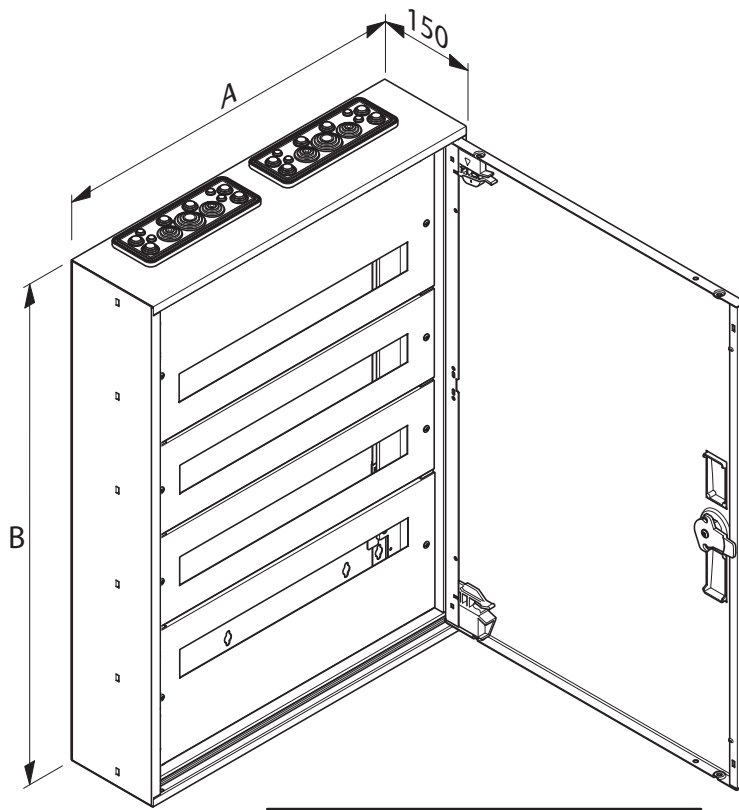


fw2

- ⓁⒹ Montageanleitung
- ⓁⒻ Notice d'instructions
- ⓁⒼ Mounting instructions
- ⓁⓁ Montage instructie
- ⓁⓀ Monteringsvejledning
- ⓁⒾ Asennusohje
- ⓁⓃ Montasjeanvisning
- ⓁⓈ Monterings instruktioner
- ⓁⓉ Istruzioni di montaggio
- ⓁⓊ Instrucciones de montaje
- ⓁⓂ Instruções de montagem
- ⓁⓃ Montážní návod
- ⓁⒶ Uputstvo za montažu

- ⓁⒻ Upute za montažu
- ⓁⒼ Szerelési útmutató
- ⓁⓉ Montavimo instrukcija
- ⓁⓂ Montāžas instrukcija
- ⓁⓀ Instrukcja montażowa
- ⓁⓃ Instrucțiuni de montare
- ⓁⓀ Návod na montáž
- ⓁⒻ Инструкція по монтажу
- ⓁⒼ Инструкции за монтаж
- ⓁⒼ Οδηγίες χώνευσης
- ⓁⓂ Navodilo za montažo
- ⓁⒻ Paigaldusjuhised
- ⓁⓂ Leiðbeiningar





Admissible thermal dissipation loss for mounted distribution boards at temperature rise ΔT

	10 K W	15 K W	20 K W	25 K W	30 K W
FW312W	22,4	36,9	57	69,7	84,9
FW736W	50,5	79,7	106,9	122,1	134,3

	A (mm)	B (mm)
FW312W	355	641
FW412W	355	791
FW512W	355	941
FW612W	355	1091
FW324W	571	641
FW424W	571	791
FW524W	571	941
FW624W	571	1091
FW436W	787	791
FW536W	787	941
FW636W	787	1091
FW736W	787	1241

