





- (de) Potentialausgleich
- (en) Potential equalisation
- (fr) Compensation de potentiel



Optionaler Potentialausgleich mit 2,8 mm Flachstecker
Optional potential equalisation with 2.8 mm flat plug
Compensation de potentiel optionnelle par languette à 2,8 mm

- (de) Demontage
- (en) Disassembly
- (fr) Démontage



P | Cabling

E-DAT modul Cat.6A 8(8)

- (de) Montagehinweis für den Installateur
- (en) Mounting instruction for the installer
- (fr) Notice de montage pour l'installateur

T568A
130910-I

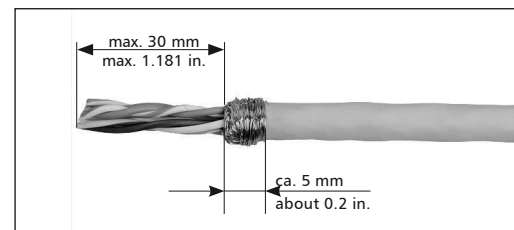


T568B
130910-I-B1



- (de) Anschlussbelegung
- (en) PIN assignments
- (fr) Affectation des brins

PIN Nr. / No.	T568A	T568B
1	WH-GN	WH-OG
2	GN	OG
3	WH-OG	WH-GN
4	BU	BU
5	WH-BU	WH-BU
6	OG	GN
7	WH-BN	WH-BN
8	BN	BN



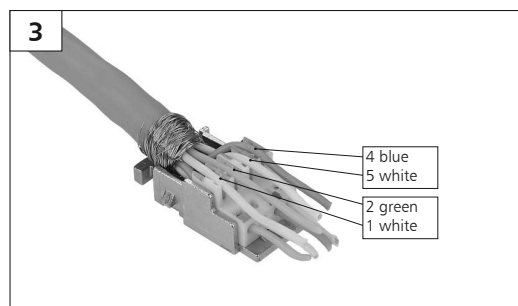
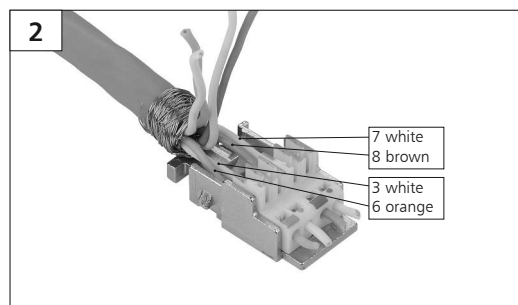
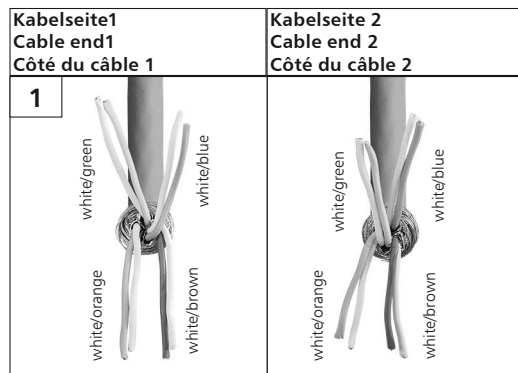
Schirmgeflecht 5 mm über den Kabelmantel aufbringen.
Wrap the braided shield 5 mm over the cable sheath.
Enrouler le blindage tressé 5 mm autour du gainage.

METZ CONNECT GmbH | Im Tal 2 | 78176 Blumberg | Germany
Tel. +49 7702 533-0 | Fax +49 7702 533-433
Montageanleitung siehe/Mounting instruction see/Notice de montage voir
www.metz-connect.com

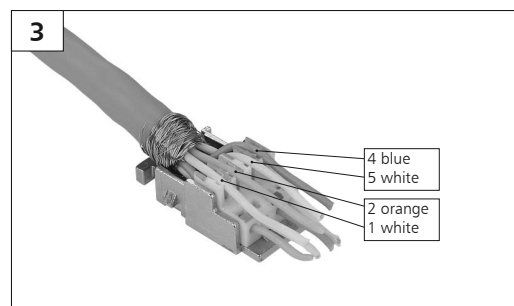
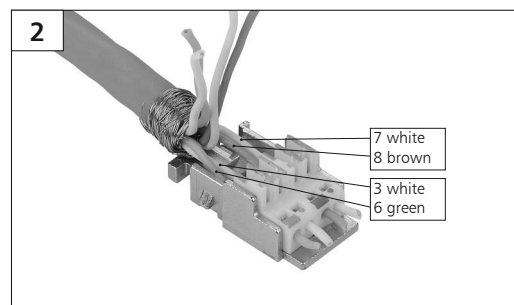
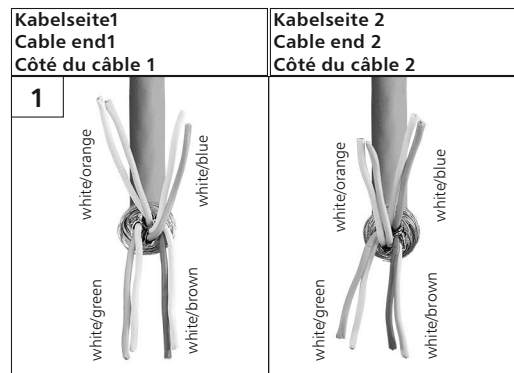
Members of METZ CONNECT



- de** Kabelmontage T568A
- en** Cable Termination T568A
- fr** Installation d'un câble T568A



- de** Kabelmontage T568B
- en** Cable Termination T568B
- fr** Installation d'un câble T568B



- de** Kabelmontage
- en** Cable Termination
- fr** Installation d'un câble

