

:hager



6LE002598A

EK860, EK960



Welcome Guide  
Meet Your Smart Thermostat

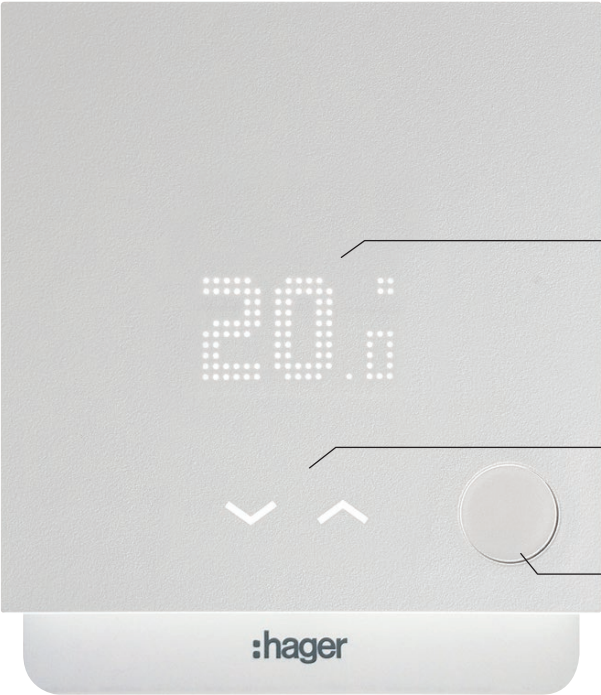




**[hager.com/  
smartthermostat/  
start](https://hager.com/smartthermostat/start)**

# Meet Your Smart Thermostat

The Smart Thermostat is placed in your living space. On the device you can check the current temperature and change settings.



## LED Matrix Display

Shows current information and settings

## Touch Arrows

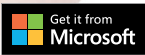
To change the temperature and settings (arrows only appear if you can change a setting)

## Push Button

To activate the display and move to the next screen and thereby confirm the selection

# Get the App

The mobile app tells your Smart Thermostat where you are, displays the temperature at home and lets you change any settings from wherever you are.



Web access via  
[hager.com/smartthermostat/start](http://hager.com/smartthermostat/start)

## Location-based control

Your Smart Thermostat uses the location of residents' mobile devices to turn down the heat when everybody is away and turn it on when somebody is on the way home, automatically.





## Always the right temperature when Home

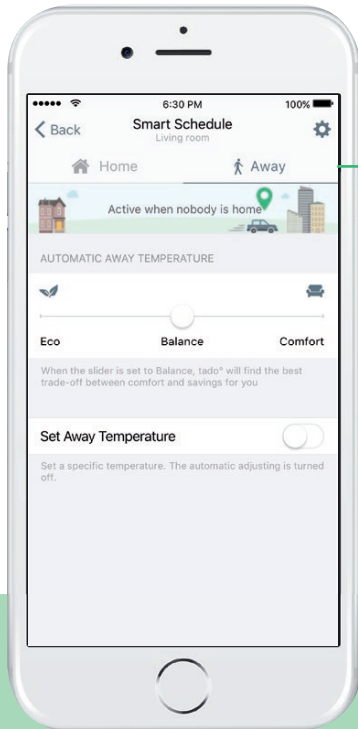
Choose which settings should be active when somebody is home. Since the schedule is smart these settings only become active if at least one person is at home.





## Save energy when you are away

The Away Mode automatically becomes active when nobody is at home. You can set the Away-Temperature in the app or enjoy the comfort of the automatic Away-Temperature that your Smart Thermostat computes depending on your location.





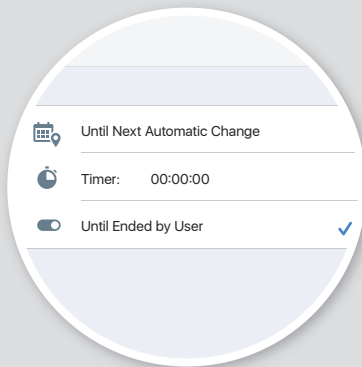
## Manual control (boost)

You can change the temperature temporarily without modifying the Smart Schedule.

### In the App



Tap the target temperature to change it.



Choose how long it should stay active.





## Manual control (boost)

### On the Device



Changing the temperature sets your Smart Thermostat to Manual Control (the hand icon is shown).



To return to the Smart Schedule simply change the temperature until the hand icon transitions to the home icon.

\* You can set the Manual Control default duration on the device in the settings of the App.



## **Report**

Instant access to your temperature and heating activity report for each room.



## **Hot water control**

It can also control your hot water: set a schedule or let it manage it automatically. Depending on your heating system the Extension Kit might be needed.