

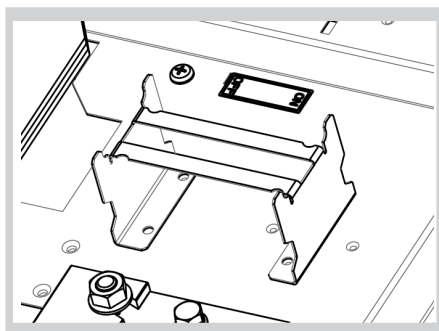


Invicta 3 JF8 MID Meter Kit - JF803MID

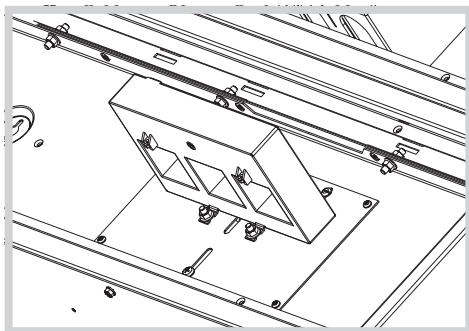
Instructions/Data Sheet

Components in this kit:

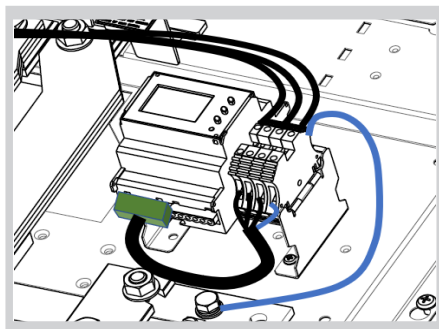
- Meter, CT and loom assembly
- 1 x CT pack
- Bracket & fixings



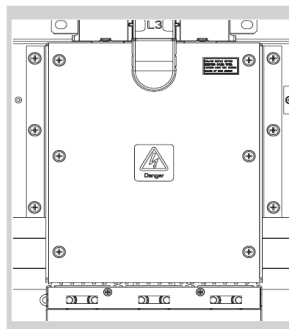
Fit the meter bracket onto the chassis using the fixings provided.



The CT Pack needs to be fitted in the cable extension box below the panelboard, plug the CT to the meter with the RJ45 cable.



Remove the busbar shroud and fit Line & Neutral cables to the positions as shown above. Tighten to the required torque stated in the panelboard instructions.



Fit the shrouds with the fixings provided.

ZD0879

ZD0879