

WIS0020C10

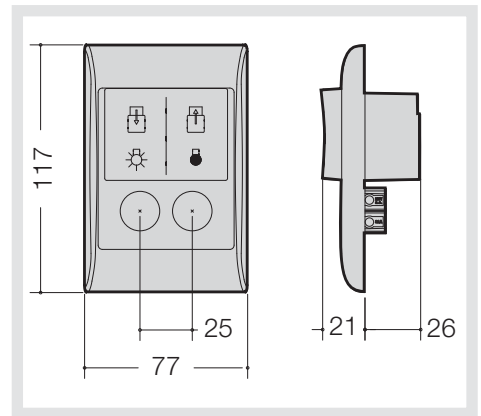
Specifications:

WBHC - 2 x Separate circuits, 10A, 250V AC
2 x looping terminals

WBHC2XX - 2 x Separate circuits, 10A, 250V AC
2 x looping terminals
2 x 16AX mechanisms

Note:

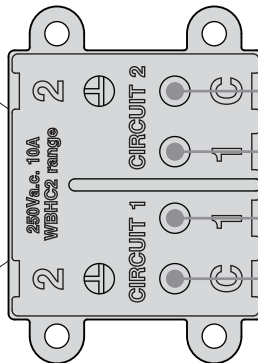
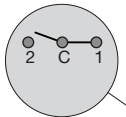
This keycard switch is fitted with a neon indicator which is lit when the keycard is not inserted into the switch. Should you wish to use this function, circuit 1 must be connected to power.



WBHC2/WBHC2XX

WBHC2

Keycard inserted



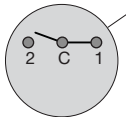
A-Line

Load

Neutral

WBHC2

Keycard inserted



A-Line

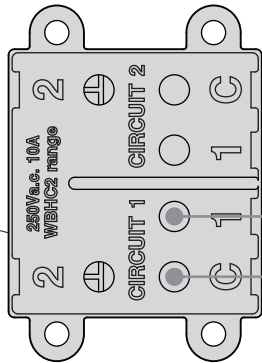
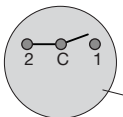
Load

Neutral

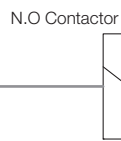
Wiring diagram
to connect
2 x 10A circuits

WBHC2

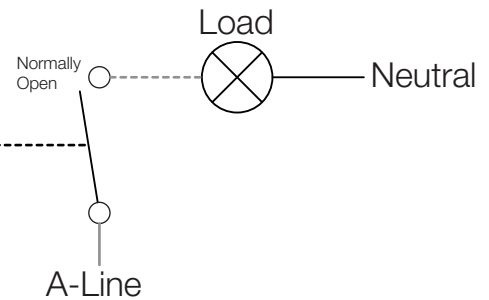
Keycard not inserted



A-Line



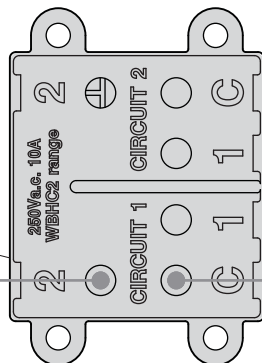
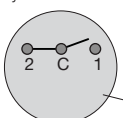
Neutral



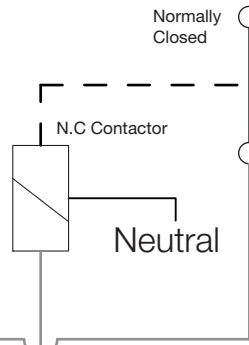
Wiring diagram when using
a normally open contactor

WBHC2

Keycard not inserted



A-Line



Neutral

Normally
Closed



Wiring diagram for use with
normally closed contactor.
To be used where noiseless
contactor operation is critical,
e.g. bedrooms