

Safety instructions

Electrical equipment must only be installed and assembled by a qualified electrician in accordance with the relevant installation standards, regulations, directives and safety and accident prevention directives of the country.

Failure to comply with these installation instructions may result in damage to the device, fire or other hazards.

Function

Blind cover for electrical installations in buildings.

Correct use

- For the flush-mounted installation in standard wall boxes.
- Only suitable for use in indoor areas with no drip and no spray water.

Information for electricians

Installation



DANGER!

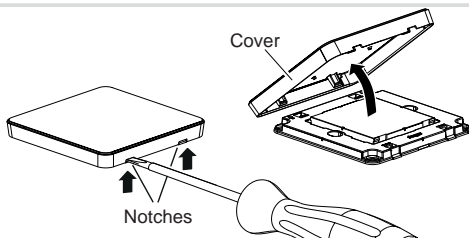
Touching live parts can result in an electric shock.

An electric shock can lead to death.

Disconnect the connecting cables before working on the device and cover all live parts in the area!

Preparing the device for installation

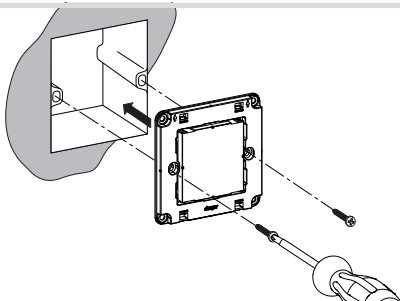
1



- Carefully loosen the cover on the notches with a flat-blade screwdriver. Lift up and remove the cover (1).

Installing the device into the wall box

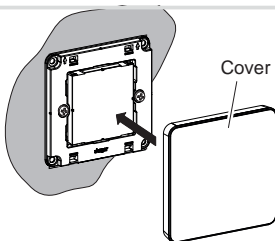
2



- Fix the device with the two screws attached into the wall box (2).

Assembling the cover

3



- Place the cover in the correct position and snap it onto the device (3).

i 2-5gang frames are available for multiple combinations.

