

Interface Characteristics
Rated & operational voltage (U_n / U_e) 415V a.c. 50Hz
Rated insulation voltage (U_i) 690V a.c. 50Hz
Rated impulse withstand voltage (U_{imp}) 4kV
Rated current of the Assembly (I_{nA}) JKD2884TM 200A
Rated current of an Outgoing circuit (I_{nc}) MCB 0.5A - 50A (marked rated current on device) MCB 63A = 56.7A (derating to 0.9) RCBO 6A - 40A (marked rated current on device)
Rated Current of Pan Assembly Upper Pan $I_{nc} = 125A$ Middle Pan Inc = 200A Lower Pan $I_{nc} = 200A$
Rated conditional short-circuit current of the ASSEMBLY (I_{cc}) 10kA ¹ with equipment and arrangements specified in Hager's technical documentation / catalogue. MCB/RCBO 10kA rating applied as BS EN 61439-3 is intended for use by ordinary persons.
¹ Current limitation characteristics specified in Hager's technical documentation / catalogue
Protection against electric shock DBO shall be installed in an electrical system conforming to IEC 60364 / BS 7671
Rated diversity factor (RDF) 10 way - 24 way = 0.6
Note: RDF only applies to continuously and simultaneously loaded circuits.
Rated frequency (f_n) 50 Hz
Pollution degree 2
Types of system earthing for which the ASSEMBLY is designed TNC-S, TN-S and TT when installed in an electrical system conforming to BS 7671
Intended locations Indoor use only
Stationary ASSEMBLY
Degree of protection IP3XD with Door Closed IP2XC with Door Open and compliment of outgoing devices and or blanks fitted.
Intended use Distribution boards intended to be operated by ordinary persons (DBO)
Electromagnetic compatibility (EMC) classification EMC Environment B
External design Wall-mounted, surface type, enclosed assembly.
Mechanical impact protection IK05
The type of construction Fixed parts
DBO Type Type B DBO

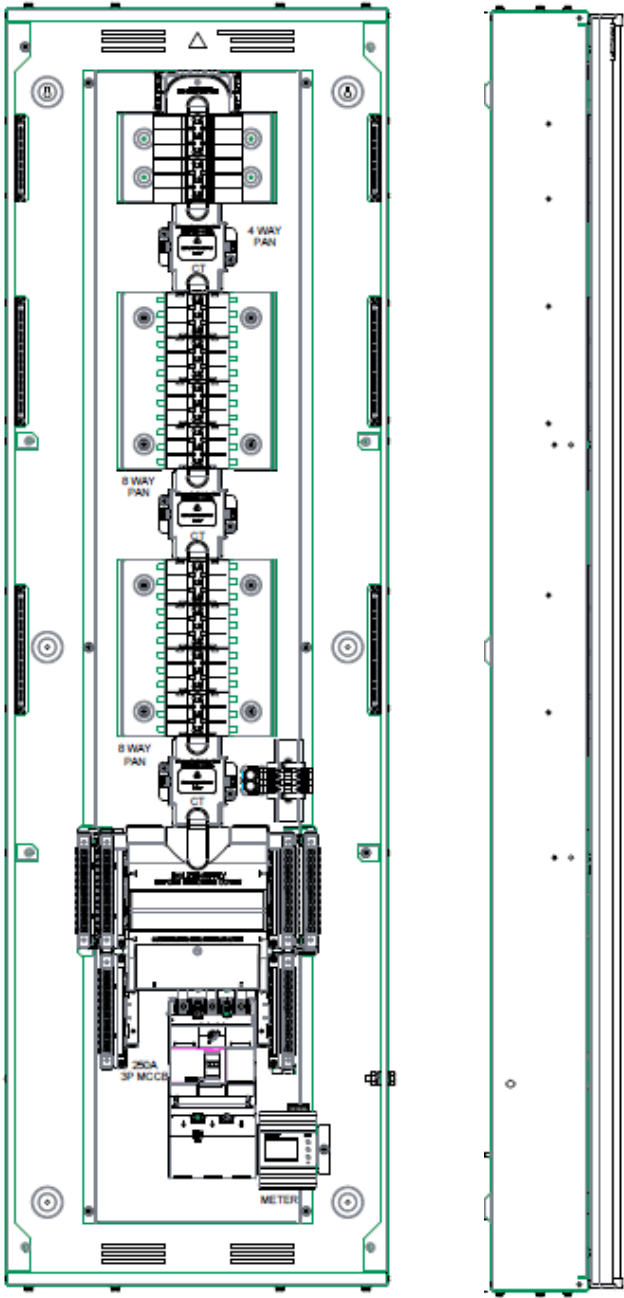


Hager Technical Help Line: 01952 675 689
Hager Technical Fax: 01952 675 557

Website: www.hager.co.uk
E-mail us: info@hager.co.uk
Twitter: @hageruk

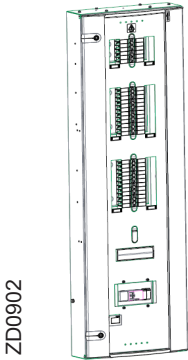
Designation	H	W	D
JKD2884TM	1550mm	465mm	165.5mm

Accessories	
JK01B	Single Pole Blank
JK222PK	JK1 / JK2 Door Lock Kit
JK2PLATEM	Gland Plate + Drill Markings
JK201SPD	Type 1 & 2 Surge Protection Kit
JK202SPD	Type 2 Surge Protection Kit



Warranty
This distribution board is offered with a 24 month warranty against defective material or manufacture. If a warranty claim is necessary, please call the technical support number given at the bottom of the page and we will be pleased to help.

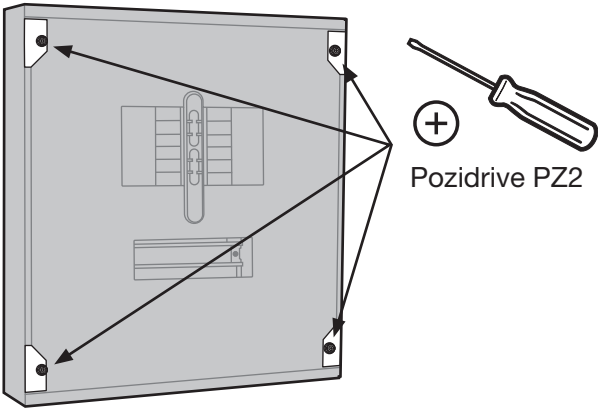

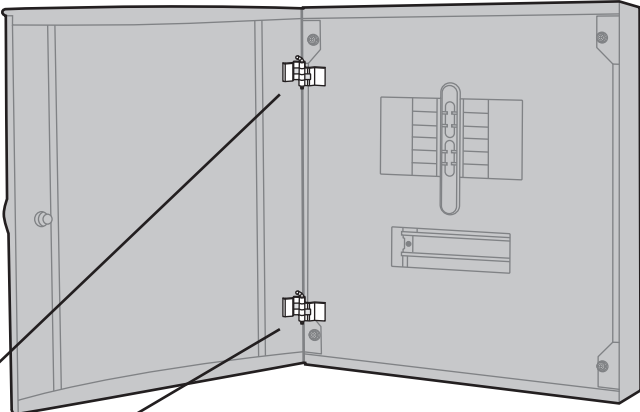
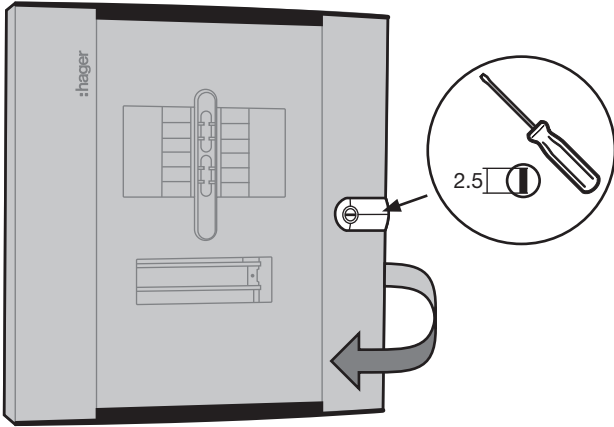
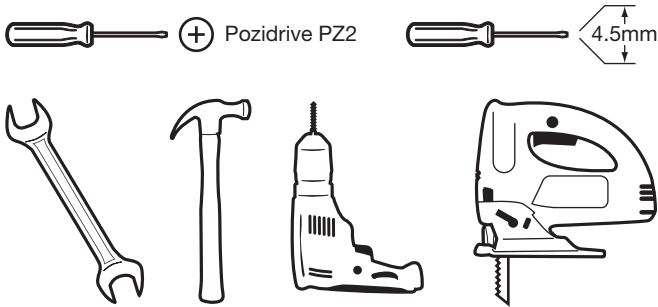
:hager



GB JKD2884TM

Notice d'instructions
User instructions
Bedienungsanleitung
Instrucciones de uso
Instruções
Bruksanvisning
Gebruiksaanwijzing

Invicta 3



All product(s) must be installed by a suitably competent electrician giving consideration to their intended use and in accordance with the current edition of BS 7671 (IET Wiring Regulations).

The Electricity at Work regulations and the Health and Safety at Work Act shall be complied with.

Only equipment and arrangements specified in Hager's technical documentation / catalogue shall be used

Install in the vertical plane only.

Notice:
To prevent potential overheating from loose connections the installer shall check connections are tightened to the torque levels stated in these instructions prior to energising this board. This check should include factory made connections which may have loosened in transit.

