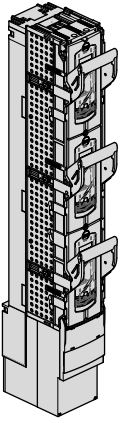



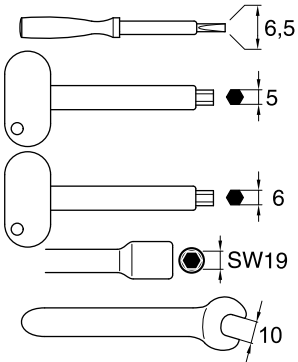
- (D) weber.vertigroup NH-Sicherungs-Lastschaltleiste 1-3
- (FR) weber.vertigroup sectionneur HPC à fusibles 1-3
- (GB) weber.vertigroup NH Fuse-Switches, vertical design 1-3
- (PL) weber.vertigroup NH Rozłącznik bezpiecznikowy listwowy n.n 1-3
- (ES) weber.vertigroup NH Interruptor-Seccionador vertical para fusibles 1-3

89523-0300\_Id

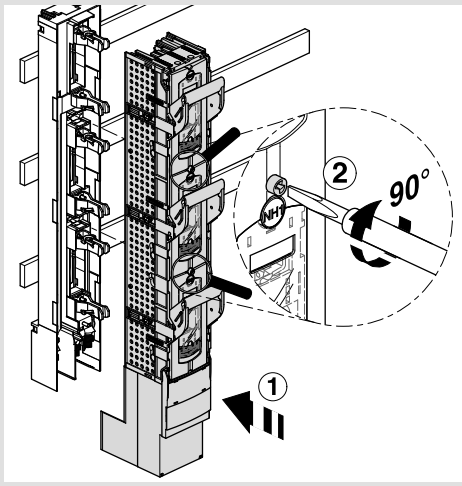
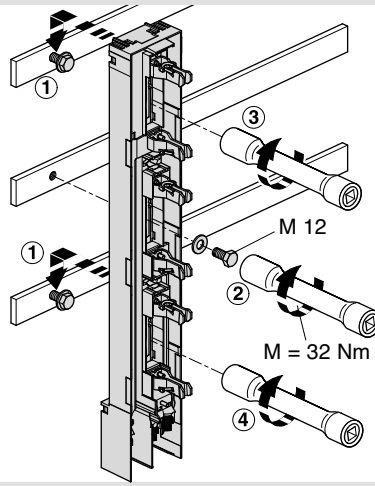
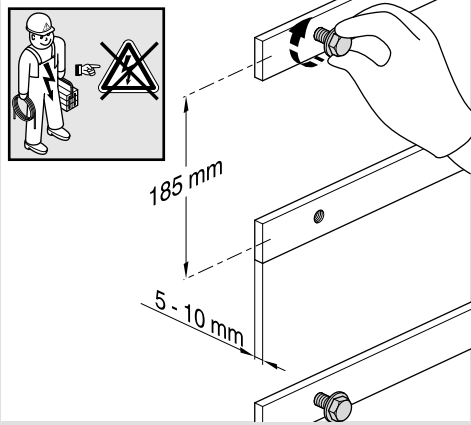


- |   |   |  |   |   |
|---|---|--|---|---|
| <p><b>(D)</b></p> <ul style="list-style-type: none"> <li>• Sicherungseinsätze und Trennmesser mit versilberten Oberflächen einsetzen.</li> <li>• Zügig schalten.</li> </ul> | <p><b>(FR)</b></p> <ul style="list-style-type: none"> <li>• Veuillez utiliser des fusibles et des couteaux de coupe avec des contacts argentés</li> <li>• Mettre en circuit rapidement</li> </ul> | <p><b>(GB)</b></p> <ul style="list-style-type: none"> <li>• Use silver-coated fuse-links and solid links.</li> <li>• Operate quickly.</li> </ul> | <p><b>(PL)</b></p> <ul style="list-style-type: none"> <li>• Wkładki bezpiecznikowe oraz zwieracze nożowe stosuj wyłącznie srebrzone</li> <li>• Łączyć szybko</li> </ul> | <p><b>(ES)</b></p> <ul style="list-style-type: none"> <li>• utilizar fusibles de cuchilla con contactos plateados</li> <li>• rápida maniobra</li> </ul> |
|---|---|--|---|---|

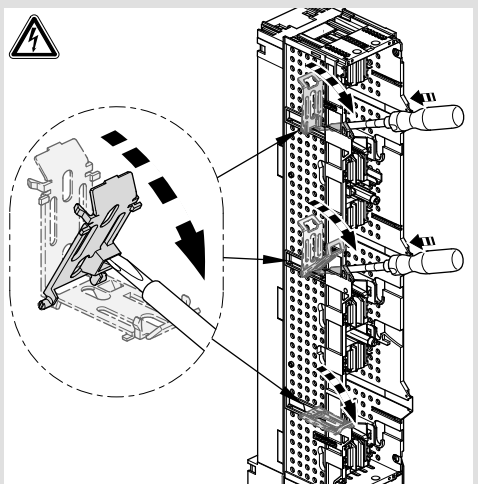
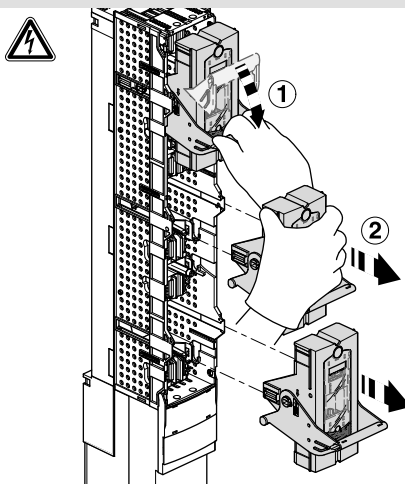
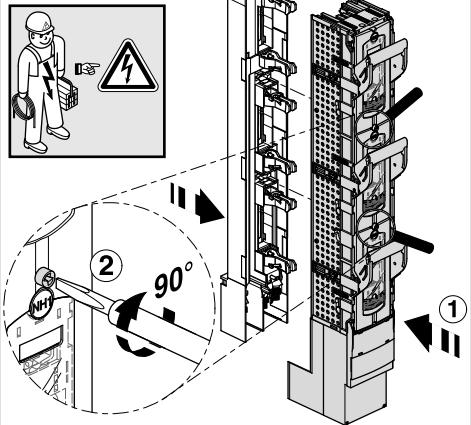
EN/IEC 60947-3  
VDE 0660 T107

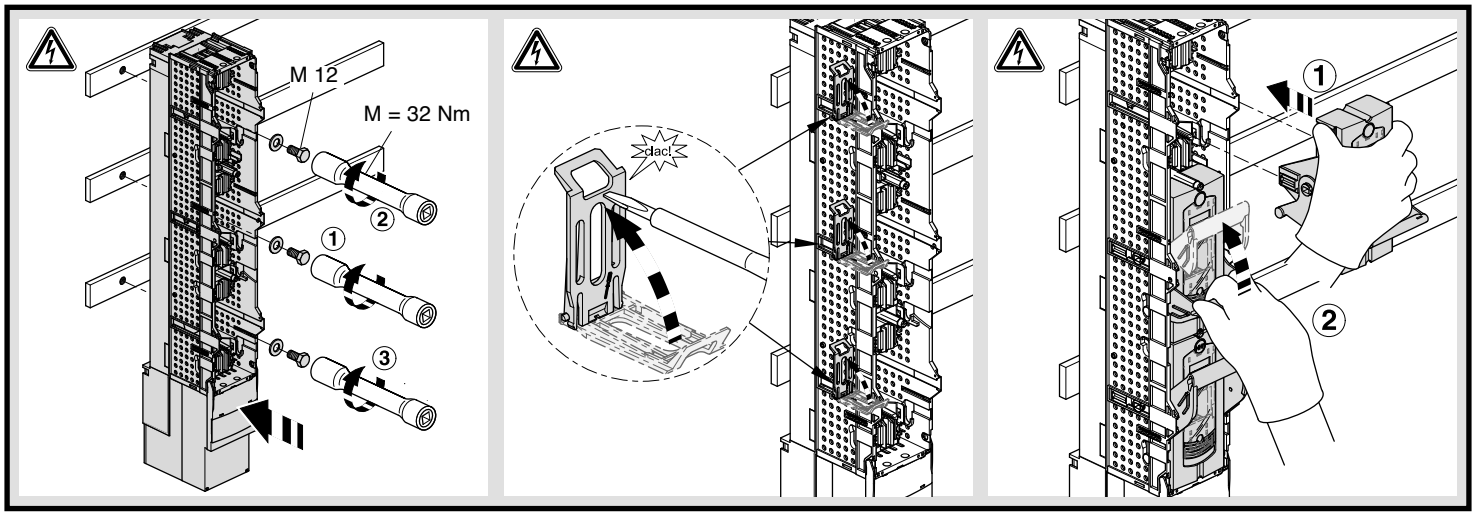


**Montageart 1; Spannungsfrei**  
Kind of assembly 1; Zero potential

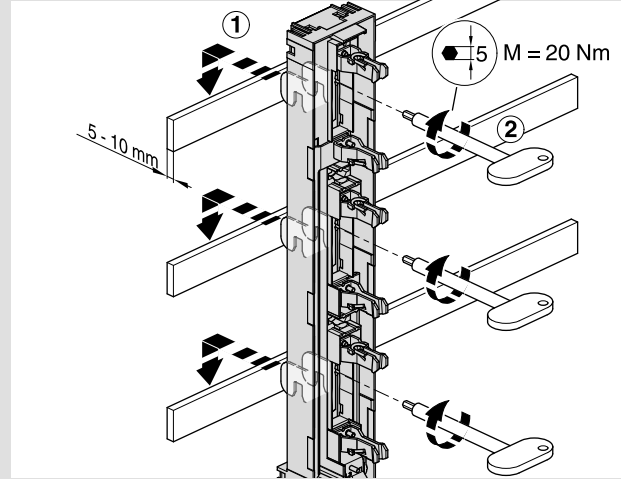
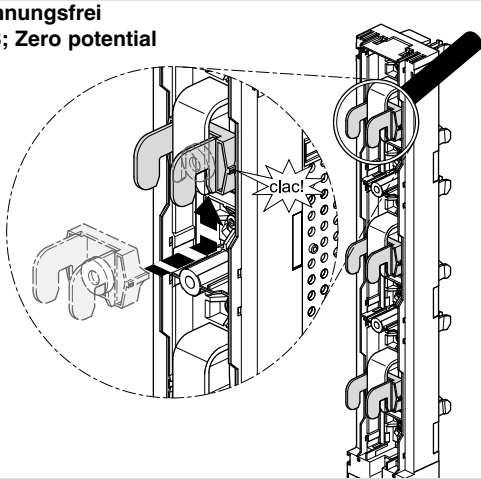


**Montageart 2; Montage unter Spannung**  
Kind of assembly 2; Assembly under voltage

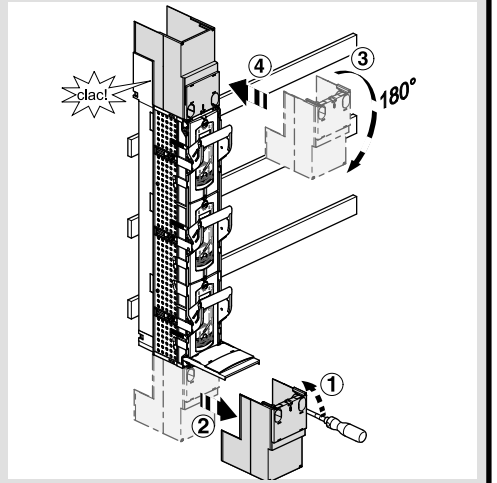
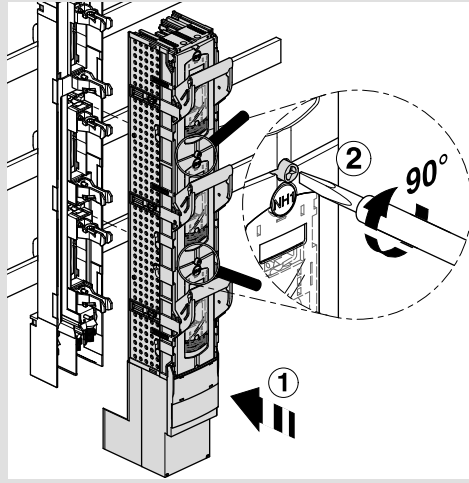
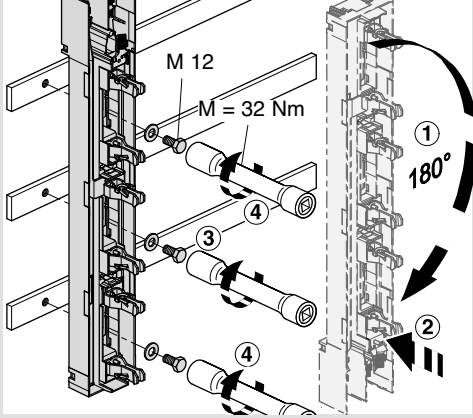




**Montageart 3; Spannungsfrei**  
**Kind of assembly 3; Zero potential**



**Kabelanschluss oben**  
**cabl outlet top / bottom**



**Demontage**  
**Demounting**

