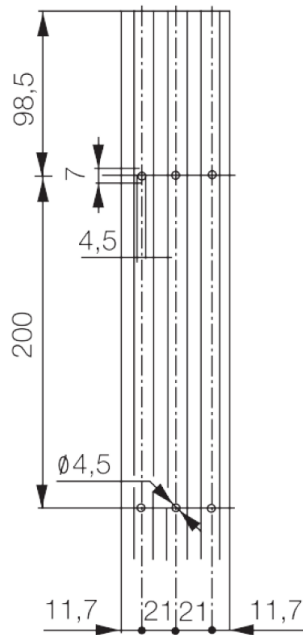


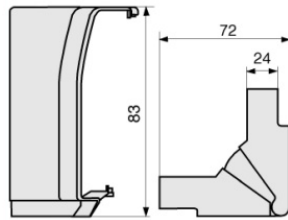
# Tbn

## Système de plinthes

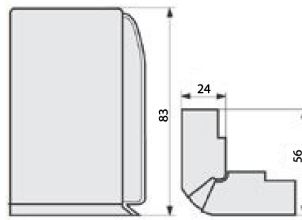
**TFN**  
Perforation du socle



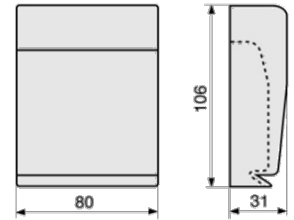
**AIBN**  
Angle intérieur variable



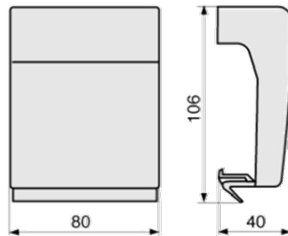
**AEBN**  
Angle extérieur variable



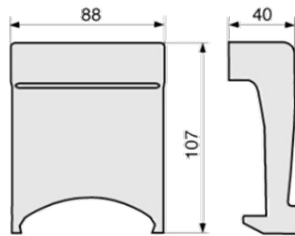
**APBN**  
Angle plat



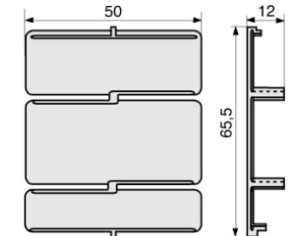
**DBN**  
Dérivation



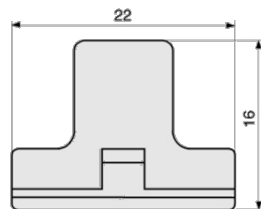
**DPN**  
Dérivation passage de plancher



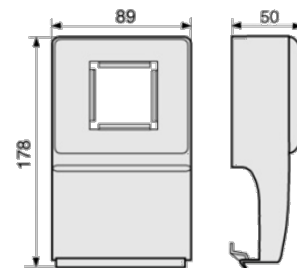
**GFN**  
Joint de socle



**TRBA**  
Agrafe de retenue de fils



**SBN-LM45**  
Boîtier module 45 (2modules)



**SQBA**  
Boîtier d'appareillage entraxe 60

