



JNxL2503D
Direct incomer kit




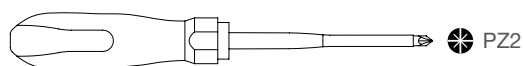
Safety instructions



Installation, modification and disassembly of the product may only be carried out by an authorised electrician in accordance with the relevant installation standards and safety regulations of the country. The final installation must fulfil all the requirements of the latest Edition of IEE wiring and EN IEC 61439-2.

These instructions are an integral part of the product and must be kept for the entire lifetime of the product.

Please read these instructions carefully before starting any work and before using the product.

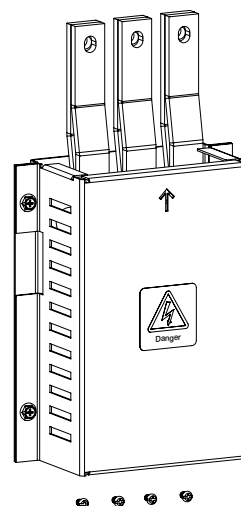


Reference incoming link kits Product designation

JN2L2503MH	250 A 3P MCCB incomer kit
JN2L2503SK	250 A 3P isolator incomer kit
JN2L2503D	250 A direct incomer kit
JN4L4003MH	400A 3P MCCB incomer kit
JN4L4003EB	400 A 3P MCCB extension bar
JN4L4003D	400 A 3P direct incomer kit
JN8L6303MH	630 A 3P MCCB incomer kit
JN8L6303D	630 A 3P direct incomer kit
JN8L8003MH	800 A 3P MCCB incomer kit
JN8L8003D	800 A 3P direct incomer kit
JN8L6303EB	630 A 3P MCCB extension bar
JN8L8003EB	800 A 3P MCCB extension bar

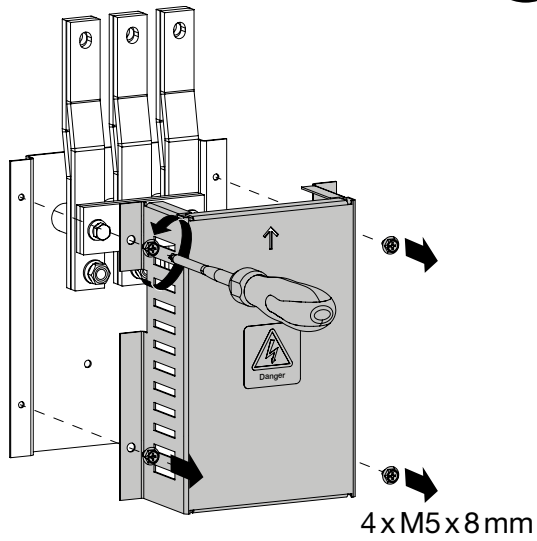
Accessories

JN2XBSP	single pole blanking plate 125 A frame
JK1XKLS	key lock for distribution board
JN4XBTP	three pole blanking plate 250 A frame

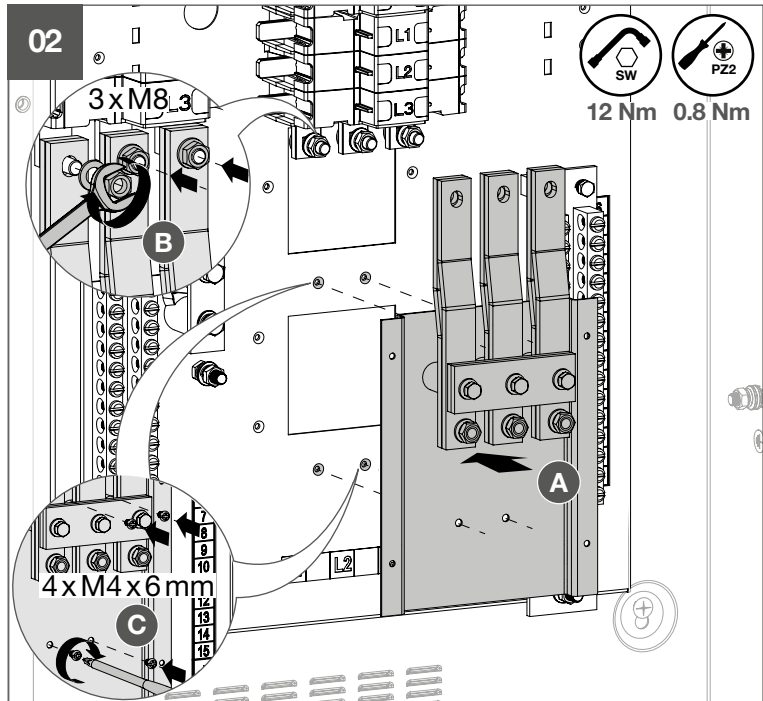


01

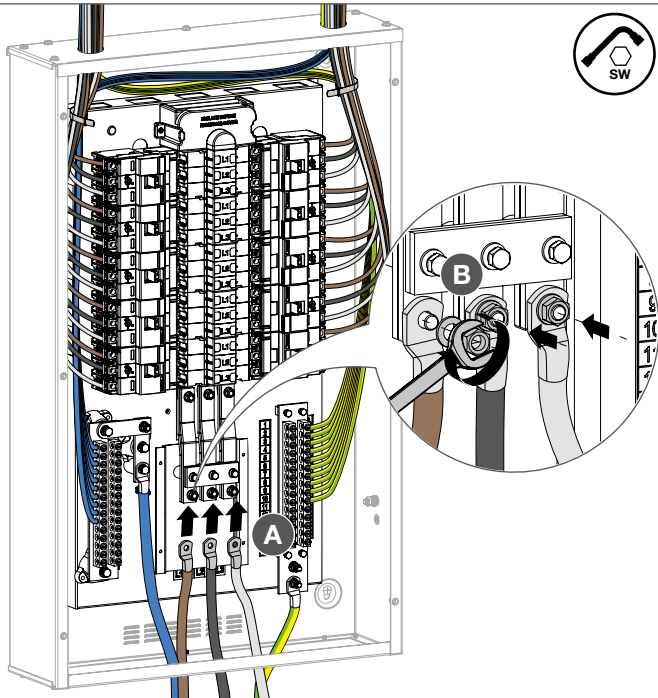
0



02



03



04

