

Premium Switches
and Sockets

Make the
switch


:hager

**Design, though often quite technical,
is first and foremost about emotions:
seeing, understanding, feeling and
experiencing. That's why at Hager,
our goal is above all to put a 'face'
to our products: one of balance,
serenity, elegance and refinement.**

“We must create products that not only reflect that we care, but reflect our philosophy and brand identity”

Erwin van Handenhoven

Our premium ranges




finesse

finesse, an architecturally inspired range, impresses with minimalist precision and ingenious simplicity.

finesse

Switch Plates	10
Switches	11
Sockets	13
Covers only	14



allure

allure's elegant profile is accentuated by a refined, translucent edge, creating a striking floating effect just 9mm off the wall surface.

allure

Switch Plates	17
Switches	18
Sockets	20
Covers only	21



silhouette


Balanced proportions and essential forms define our Silhouette range, offering a serene and versatile aesthetic for any space.

silhouette

Switch Plates and Switches	24
Electronic Push Button & Cooker Switches	25
Sockets	25
Covers only	26

A quality finish right down to the wire

Fingerprint resistant



For maximum lustre, our metal covers have a treated surface to reduce fingerprint marks.

UV stabilised



Strong impact resistant polycarbonate material will not 'yellow' over time.

Slim profile



Our silhouette and finesse ranges have the lowest profile on the market.

Standard 16AX mech



All of our standard mechanisms will handle a true 16AX fluorescent load.

Extensive research with architects, interior designers, electrical contractors and consumers have created a dynamic, fully featured range of switches and sockets - with an array of styles, colours and finishes to suit any space.

Child safe shutters



A spring loaded shutter protects little fingers from live parts inside sockets.

Roto-loc® mechanism



The patented Roto-loc system eliminates the possibility of the mechanism being pushed back into the wall cavity.

IP2X compliance



Provided with either a retained hinged cap in allure or deep screw receptor with finesse or silhouette for faster installation.

Added value




A full range of accessories and mechs including electronic push buttons and dimmers are also available.


finesse
minimal, sleek



**GOOD
DESIGN
AWARD®**
WINNER




Colour range



Gloss White



Matt Black (MB)



Matt White (MW)




Features

- Multiple mounting holes
- Supplied with standard 32mm tapered point fixing screws
- No mechanism push back
- High impact, high gloss UV stabilised polycarbonate construction
- Spray matt finishes available in matt white and matt black
- Screw retention
- Hybrid plates for non-Hager Roto-loc mechanisms



WBQSP4



WBQSPB



WBQSPCE-MW

Switch Plates - No Mechanisms

Description	Available colours	Box qty	Cat ref.
1 gang	○ Gloss White	10	WBQSP1
	● Matt Black	10	WBQSP1-MB
	○ Matt White	10	WBQSP1-MW
2 gang	○ Gloss White	10	WBQSP2
	● Matt Black	10	WBQSP2-MB
	○ Matt White	10	WBQSP2-MW
3 gang	○ Gloss White	10	WBQSP3
	● Matt Black	10	WBQSP3-MB
	○ Matt White	10	WBQSP3-MW
4 gang	○ Gloss White	10	WBQSP4
	● Matt Black	10	WBQSP4-MB
	○ Matt White	10	WBQSP4-MW
5 gang	○ Gloss White	10	WBQSP5
	● Matt Black	10	WBQSP5-MB
	○ Matt White	10	WBQSP5-MW
6 gang	○ Gloss White	10	WBQSP6
	● Matt Black	10	WBQSP6-MB
	○ Matt White	10	WBQSP6-MW
Blank	○ Gloss White	10	WBQSPB
	● Matt Black	10	WBQSPB-MB
	○ Matt White	10	WBQSPB-MW
Brush cable entry plate	○ Gloss White	5	WBQSPCE
	● Matt Black	5	WBQSPCE-MB
	○ Matt White	5	WBQSPCE-MW



WBQHSP1



WBQHSP4

Switch Plates - Hybrid (For use with non-Hager mechanisms)

Description	Available colours	Box qty	Cat ref.
1 gang	○ Gloss White	10	WBQHSP1
	● Matt Black	10	WBQHSP1-MB
	○ Matt White	10	WBQHSP1-MW
2 gang	○ Gloss White	10	WBQHSP2
	● Matt Black	10	WBQHSP2-MB
	○ Matt White	10	WBQHSP2-MW
3 gang	○ Gloss White	10	WBQHSP3
	● Matt Black	10	WBQHSP3-MB
	○ Matt White	10	WBQHSP3-MW
4 gang	○ Gloss White	10	WBQHSP4
	● Matt Black	10	WBQHSP4-MB
	○ Matt White	10	WBQHSP4-MW


Features

- Multiple mounting holes
- Supplied with captive 32mm tapered point fixing screws
- No mechanism push back
- High impact, high gloss UV stabilised polycarbonate construction
- Press mechs 10A
- Spray matt finishes available in matt white and matt black
- Switch when supplied are fitted with 16AX mechanisms (suitable for fluorescent loads)
- 2 way and loop terminal as standard
- Combination head screws 'backed off' for ease of cable insertion
- Terminals accommodate 4 x 1.5mm² cable
- Push button mechanical switches rated 10A
- 240V press button mechs - 10AX



Switches

Description	Available colours	Box qty	Cat ref.
1 gang	○ Gloss White	10	WBQSV1
	● Matt Black	10	WBQSV1-MB
	○ Matt White	10	WBQSV1-MW
2 gang	○ Gloss White	10	WBQSV2
	● Matt Black	10	WBQSV2-MB
	○ Matt White	10	WBQSV2-MW
3 gang	○ Gloss White	5	WBQSV3
	● Matt Black	5	WBQSV3-MB
	○ Matt White	5	WBQSV3-MW
4 gang	○ Gloss White	5	WBQSV4
	● Matt Black	5	WBQSV4-MB
	○ Matt White	5	WBQSV4-MW
5 gang	○ Gloss White	5	WBQSV5
	● Matt Black	5	WBQSV5-MB
	○ Matt White	5	WBQSV5-MW
6 gang	○ Gloss White	5	WBQSV6
	● Matt Black	5	WBQSV6-MB
	○ Matt White	5	WBQSV6-MW



WBQSV1



WBQSV4-MB

Switches with 240V Press Mech

Description	Characteristics	Available colours	Box qty	Cat ref.
1 gang	10AX	○ Gloss White	5	WBQSV1PB
		● Matt Black	5	WBQSV1PB-MB
		○ Matt White	5	WBQSV1PB-MW
2 gang	10AX	○ Gloss White	5	WBQSV2PB
		● Matt Black	5	WBQSV2PB-MB
		○ Matt White	5	WBQSV2PB-MW
3 gang	10AX	○ Gloss White	5	WBQSV3PB
		● Matt Black	5	WBQSV3PB-MB
		○ Matt White	5	WBQSV3PB-MW
4 gang	10AX	○ Gloss White	5	WBQSV4PB
		● Matt Black	5	WBQSV4PB-MB
		○ Matt White	5	WBQSV4PB-MW
240V LED for PB mech LED - blue (Not supplied with switches)	240V		20	WBAPBLED



WBQSV1PB



WBAPBLED

Features

- Multiple mounting holes
- Supplied with captive 32mm tapered point fixing screws
- No mechanism push back
- High impact, high gloss UV stabilised polycarbonate construction
- Spray matt finishes available in matt white and matt black
- Switch when supplied are fitted with 16AX mechanisms (suitable for fluorescent loads)
- 2 way and loop terminal as standard
- Terminals accommodate 4 x 1.5mm² cable
- Combination head screws Phillip's #1 'backed off' for ease of cable insertion

Cooker switch features

- Double pole
- Comes with 2 covers
 - One marked with 'cooker'
 - One with no marking
- Terminals accept 6mm² cable



WBQSA2

Architrave Switches

Description	Available colours	Box qty	Cat ref.
1 gang	○ Gloss White	10	WBQSA1
	● Matt Black	10	WBQSA1-MB
	○ Matt White	10	WBQSA1-MW
2 gang	○ Gloss White	10	WBQSA2
	● Matt Black	10	WBQSA2-MB
	○ Matt White	10	WBQSA2-MW
3 gang	○ Gloss White	5	WBQSA3
	● Matt Black	5	WBQSA3-MB
	○ Matt White	5	WBQSA3-MW



WBQCKSV1

Switches - Vertical Cooker Switch

Description	Characteristics	Available colours	Box qty	Cat ref.
Vertical cooker switch Double pole	40A, 2 Pole	○ Gloss White	1	WBQCKSV1
		● Matt Black	1	WBQCKSV1-MB
		○ Matt White	1	WBQCKSV1-MW



WBQCKSH1

Switches - Horizontal Cooker Switch

Description	Characteristics	Available colours	Box qty	Cat ref.
Horizontal cooker switch Double pole	40A, 2 Pole	○ Gloss White	1	WBQCKSH1
		● Matt Black	1	WBQCKSH1-MB
		○ Matt White	1	WBQCKSH1-MW

Features

- Removable covers for ease of painting
- Multiple mounting holes
- Terminal screws "backed off"
- Bevelled and colour coded cable entries aligned for ease of termination
- Supplied with retained tapered point 32mm fixing screws
- Spray matt finishes available in matt white and matt black

Technical data

- All sockets 250V 50Hz rated
- Extra switch models fitted with 16AX mechanisms
- Terminal accommodates 4 x 2.5mm² cable
- High impact, high gloss UV stabilised polycarbonate construction

Sockets - horizontal

Description	Characteristics	Available colours	Box qty	Cat ref.
Single sockets	10A	○ Gloss White	10	WBQP1S
		● Matt Black	10	WBQP1S-MB
		○ Matt White	10	WBQP1S-MW
	10A 'Round Earth'	○ Gloss White	10	WBQP1R
		● Matt Black	10	WBQP1R-MB
		○ Matt White	10	WBQP1R-MW
	15A	○ Gloss White	5	WBQP115S
		● Matt Black	5	WBQP115S-MB
		○ Matt White	5	WBQP115S-MW
Double sockets	10A	○ Gloss White	10	WBQP2S
		● Matt Black	10	WBQP2S-MB
		○ Matt White	10	WBQP2S-MW
Double sockets with extra switch	10A	○ Gloss White	10	WBQP2XS
		● Matt Black	10	WBQP2XS-MB
		○ Matt White	10	WBQP2XS-MW
Double sockets with extra switch position (no mech)	10A	○ Gloss White	10	WBQP2XSB
		● Matt Black	10	WBQP2XSB-MB
		○ Matt White	10	WBQP2XSB-MW
Double sockets with USB Type A and Type C	10A	○ Gloss White	1	WBQP2SUSBAC
		● Matt Black	1	WBQP2SUSBAC-MB
		○ Matt White	1	WBQP2SUSBAC-MW



WBQP2S



WBQP2S-MB



WBQP2SUSBAC

Sockets - vertical

Description	Characteristics	Available colours	Box qty	Cat ref.
Single socket	10A	○ Gloss White	10	WBQP1VS
		● Matt Black	10	WBQP1VS-MB
		○ Matt White	10	WBQP1VS-MW



WBQP1VS

Features

- High impact, high gloss UV stabilised polycarbonate
- Spray matt finishes available in matt white and matt black




WBQCV1




WBQCV4

Switch Cover Plates

Description	Available colours	Box qty	Cat ref.
1 gang	Gloss White	10	WBQCV1
	Matt Black	10	WBQCV1-MB
	Matt White	10	WBQCV1-MW
2 gang	Gloss White	10	WBQCV2
	Matt Black	10	WBQCV2-MB
	Matt White	10	WBQCV2-MW
3 gang	Gloss White	10	WBQCV3
	Matt Black	10	WBQCV3-MB
	Matt White	10	WBQCV3-MW
4 gang	Gloss White	10	WBQCV4
	Matt Black	10	WBQCV4-MB
	Matt White	10	WBQCV4-MW
5 gang	Gloss White	10	WBQCV5
	Matt Black	10	WBQCV5-MB
	Matt White	10	WBQCV5-MW
6 gang	Gloss White	10	WBQCV6
	Matt Black	10	WBQCV6-MB
	Matt White	10	WBQCV6-MW




WBQCP1



WBQCP2XS-MB

Socket Cover Plates - horizontal

Description	Available colours	Box qty	Cat ref.
Cover single socket	Gloss White	5	WBQCP1
	Matt Black	5	WBQCP1-MB
	Matt White	5	WBQCP1-MW
Cover double socket	Gloss White	5	WBQCP2
	Matt Black	5	WBQCP2-MB
	Matt White	5	WBQCP2-MW
Cover double socket with extra switch	Gloss White	5	WBQCP2XS
	Matt Black	5	WBQCP2XS-MB
	Matt White	5	WBQCP2XS-MW



WBQCPV1

Socket Cover Plates - vertical

Description	Available colours	Box qty	Cat ref.
Cover single socket	Gloss White	5	WBQCPV1
	Matt Black	5	WBQCPV1-MB
	Matt White	5	WBQCPV1-MW

allure
refined, timeless



**GOOD
DESIGN
AWARD®**
WINNER



Colour range



Gloss White



Matt Black (MB)



Matt White (MW)

Features

- Multiple mounting holes
- Supplied with standard 32mm fixing screws
- No mechanism push back
- High impact, high gloss UV stabilised polycarbonate construction
- Spray matt finishes available in matt white and matt black
- Level to assist installation
- Hinged IP2x caps
- Screw retention




Switch Plates - No Mechanisms

Description	Available colours	Box qty	Cat ref.
1 gang	<input type="radio"/> Gloss White	10	WBHSP1
	<input checked="" type="radio"/> Matt Black	10	WBHSP1-MB
	<input type="radio"/> Matt White	10	WBHSP1-MW
2 gang	<input type="radio"/> Gloss White	10	WBHSP2
	<input checked="" type="radio"/> Matt Black	10	WBHSP2-MB
	<input type="radio"/> Matt White	10	WBHSP2-MW
3 gang	<input type="radio"/> Gloss White	10	WBHSP3
	<input checked="" type="radio"/> Matt Black	10	WBHSP3-MB
	<input type="radio"/> Matt White	10	WBHSP3-MW
4 gang	<input type="radio"/> Gloss White	10	WBHSP4
	<input checked="" type="radio"/> Matt Black	10	WBHSP4-MB
	<input type="radio"/> Matt White	10	WBHSP4-MW
5 gang	<input type="radio"/> Gloss White	10	WBHSP5
	<input checked="" type="radio"/> Matt Black	10	WBHSP5-MB
	<input type="radio"/> Matt White	10	WBHSP5-MW
6 gang	<input type="radio"/> Gloss White	10	WBHSP6
	<input checked="" type="radio"/> Matt Black	10	WBHSP6-MB
	<input type="radio"/> Matt White	10	WBHSP6-MW
Blank	<input type="radio"/> Gloss White	5	WBHSPB
	<input checked="" type="radio"/> Matt Black	5	WBHSPB-MB
	<input type="radio"/> Matt White	5	WBHSPB-MW
Brush cable entry	<input type="radio"/> Gloss White	5	WBHSPCE
	<input checked="" type="radio"/> Matt Black	5	WBHSPCE-MB
	<input type="radio"/> Matt White	5	WBHSPCE-MW



WBHSP1




WBHSP6



WBHSPCE-MW

Switch Plates - Hybrid

Description	Available colours	Box qty	Cat ref.
1 gang	<input type="radio"/> Gloss White	10	WBHHSP1
	<input checked="" type="radio"/> Matt Black	10	WBHHSP1-MB
	<input type="radio"/> Matt White	10	WBHHSP1-MW
2 gang	<input type="radio"/> Gloss White	10	WBHHSP2
	<input checked="" type="radio"/> Matt Black	10	WBHHSP2-MB
	<input type="radio"/> Matt White	10	WBHHSP2-MW
3 gang	<input type="radio"/> Gloss White	10	WBHHSP3
	<input checked="" type="radio"/> Matt Black	10	WBHHSP3-MB
	<input type="radio"/> Matt White	10	WBHHSP3-MW
4 gang	<input type="radio"/> Gloss White	10	WBHHSP4
	<input checked="" type="radio"/> Matt Black	10	WBHHSP4-MB
	<input type="radio"/> Matt White	10	WBHHSP4-MW



WBHHSP1



WBHHSP4

Features

- Multiple mounting holes
- Supplied with captive 32mm fixing screws
- No mechanism push back
- High impact, high gloss UV stabilised polycarbonate construction
- Level to assist installation
- Spray matt finishes available in matt white and matt black
- Switch when supplied are fitted with 16AX mechanisms (suitable for fluorescent loads)
- 2 way and loop terminal as standard
- Hinged IP2x caps
- Combination head screws Phillip's #1 'backed off' for ease of cable insertion
- Terminals accommodate 4 x 1.5mm² cable



WBHSV1



WBHSV1-MB

Switches

Description	Available colours	Box qty	Cat ref.
1 gang	○ Gloss White	10	WBHSV1
	● Matt Black	10	WBHSV1-MB
	○ Matt White	10	WBHSV1-MW
2 gang	○ Gloss White	10	WBHSV2
	● Matt Black	10	WBHSV2-MB
	○ Matt White	10	WBHSV2-MW
3 gang	○ Gloss White	5	WBHSV3
	● Matt Black	5	WBHSV3-MB
	○ Matt White	5	WBHSV3-MW
4 gang	○ Gloss White	5	WBHSV4
	● Matt Black	5	WBHSV4-MB
	○ Matt White	5	WBHSV4-MW
5 gang	○ Gloss White	5	WBHSV5
	● Matt Black	5	WBHSV5-MB
	○ Matt White	5	WBHSV5-MW
6 gang	○ Gloss White	5	WBHSV6
	● Matt Black	5	WBHSV6-MB
	○ Matt White	5	WBHSV6-MW



WBHSA2

Switches - Architrave

Description	Available colours	Box qty	Cat ref.
1 gang	○ Gloss White	5	WBHSA1
	● Matt Black	5	WBHSA1-MB
	○ Matt White	5	WBHSA1-MW
2 gang	○ Gloss White	5	WBHSA2
	● Matt Black	5	WBHSA2-MB
	○ Matt White	5	WBHSA2-MW
3 gang	○ Gloss White	5	WBHSA3
	● Matt Black	5	WBHSA3-MB
	○ Matt White	5	WBHSA3-MW

Features

- Multiple mounting holes
- Supplied with captive 32mm tapered point fixing screws
- No mechanism push back
- High impact, high gloss UV stabilised polycarbonate construction
- Level to assist installation
- Spray matt finishes available in matt white and matt black
- 2 way and loop terminal as standard
- Combination head screws
- Phillip's #1 'backed off' for ease of cable insertion
- Hinged IP2x caps
- Terminals accommodate 4 x 1.5mm² cable

Cooker switch features

- Double pole
- Comes with 2 covers
 - One marked with 'cooker'
 - One with no marking
- Terminals accept 6mm² cable



IP44 Switches - vertical


Description	Characteristics	Available colours	Box qty	Cat ref.
1 gang	10A	Gloss White	10	WBHWSV1
		Matt Black	10	WBHWSV1-MB
		Matt White	10	WBHWSV1-MW
2 gang	10A	Gloss White	10	WBHWSV2
		Matt Black	10	WBHWSV2-MB
		Matt White	10	WBHWSV2-MW
3 gang	10A	Gloss White	10	WBHWSV3
		Matt Black	10	WBHWSV3-MB
		Matt White	10	WBHWSV3-MW



WBHWSV1

IP44 Switches - horizontal

Description	Characteristics	Available colours	Box qty	Cat ref.
1 gang	10A	Gloss White	10	WBHWSH1
		Matt Black	10	WBHWSH1-MB
		Matt White	10	WBHWSH1-MW
2 gang	10A	Gloss White	10	WBHWSH2
		Matt Black	10	WBHWSH2-MB
		Matt White	10	WBHWSH2-MW
3 gang	10A	Gloss White	10	WBHWSH3
		Matt Black	10	WBHWSH3-MB
		Matt White	10	WBHWSH3-MW



WBHWSH1

Switches - Vertical Cooker Switch

Description	Characteristics	Available colours	Box qty	Cat ref.
Vertical cooker switch Double pole	40A, 2 Pole	Gloss White	1	WBHCKSV1
		Matt Black	1	WBHCKSV1-MB
		Matt White	1	WBHCKSV1-MW



WBHCKSV1

Switches - Horizontal Cooker Switch

Description	Characteristics	Available colours	Box qty	Cat ref.
Horizontal cooker switch Double pole	40A, 2 Pole	Gloss White	1	WBHCKSH1
		Matt Black	1	WBHCKSH1-MB
		Matt White	1	WBHCKSH1-MW



WBHCKSH1

Features

- Removable covers for ease of painting
- Multiple mounting holes
- Terminal screws "backed off"
- Level to assist installation
- Bevelled and colour coded cable entries aligned for ease of termination
- Supplied with retained tapered point 32mm fixing screws
- Hinged IP2x caps
- Spray matt finishes available in matt white and matt black

Technical data

- All sockets 250V 50Hz rated
- Extra switch models fitted with 16AX mechanisms
- High impact, high gloss UV stabilised polycarbonate construction
- Terminal accommodates 4 x 2.5mm² cable



WBHP2S



WBHP2S-MB



WBHP2SUSBAC-MW

Sockets - horizontal


Description	Characteristics	Available colours	Box qty	Cat ref.
Single sockets	10A	Gloss White	10	WBHP1S
		Matt Black	10	WBHP1S-MB
		Matt White	10	WBHP1S-MW
	10A 'Round Earth'	Gloss White	10	WBHP1R
		Matt Black	10	WBHP1R-MB
		Matt White	10	WBHP1R-MW
	15A	Gloss White	5	WBHP115
		Matt Black	5	WBHP115-MB
		Matt White	5	WBHP115-MW
Double sockets	20A	Gloss White	5	WBHP120
		Matt Black	5	WBHP120-MB
		Matt White	5	WBHP120-MW
	10A	Gloss White	10	WBHP2S
		Matt Black	10	WBHP2S-MB
		Matt White	10	WBHP2S-MW
	Double sockets with extra 16AX switch	Gloss White	10	WBHP2XS
		Matt Black	10	WBHP2XS-MB
		Matt White	10	WBHP2XS-MW
	Double sockets with extra switch position (no mech)	Gloss White	10	WBHP2XSB
		Matt Black	10	WBHP2XSB-MB
		Matt White	10	WBHP2XSB-MW
	Double sockets with USB Type A and Type C	Gloss White	1	WBHP2SUSBAC
		Matt Black	1	WBHP2SUSBAC-MB
		Matt White	1	WBHP2SUSBAC-MW



WBHP1V-MB

Sockets - vertical

Description	Available colours	Box qty	Cat ref.
Single Sockets	Gloss White	10	WBHP1V
	Matt Black	10	WBHP1V-MB
	Matt White	10	WBHP1V-MW
Double Socket	Gloss White	10	WBHP2VS



WBHA4PP-MB

4 Gang Socket Cover Kit

Description	Available colours	Box qty	Cat ref.
	Gloss White	5	WBHA4PP
	Matt Black	5	WBHA4PP-MB
	Matt White	5	WBHA4PP-MW


Note: 2x allure double sockets (WBHP2S-xx) required (not supplied with kit)

Features


- High impact, high gloss UV stabilised polycarbonate
- Spray matt finishes available in matt white and matt black

Switch Cover Plates

Description	Available colours	Box qty	Cat ref.
1 gang	<input type="radio"/> Gloss White	10	WBHCS1
	<input checked="" type="radio"/> Matt Black	10	WBHCS1-MB
	<input type="radio"/> Matt White	10	WBHCS1-MW
2 gang	<input type="radio"/> Gloss White	10	WBHCS2
	<input checked="" type="radio"/> Matt Black	10	WBHCS2-MB
	<input type="radio"/> Matt White	10	WBHCS2-MW
3 gang	<input type="radio"/> Gloss White	10	WBHCS3
	<input checked="" type="radio"/> Matt Black	10	WBHCS3-MB
	<input type="radio"/> Matt White	10	WBHCS3-MW
4 gang	<input type="radio"/> Gloss White	10	WBHCS4
	<input checked="" type="radio"/> Matt Black	10	WBHCS4-MB
	<input type="radio"/> Matt White	10	WBHCS4-MW
5 gang	<input type="radio"/> Gloss White	10	WBHCS5
	<input checked="" type="radio"/> Matt Black	10	WBHCS5-MB
	<input type="radio"/> Matt White	10	WBHCS5-MW
6 gang	<input type="radio"/> Gloss White	10	WBHCS6
	<input checked="" type="radio"/> Matt Black	10	WBHCS6-MB
	<input type="radio"/> Matt White	10	WBHCS6-MW




WBHCS1




WBHCS4-MB

Socket Cover Plates - horizontal

Description	Available colours	Box qty	Cat ref.
Cover single socket	<input type="radio"/> Gloss White	5	WBHCP1
	<input checked="" type="radio"/> Matt Black	5	WBHCP1-MB
	<input type="radio"/> Matt White	5	WBHCP1-MW
Cover double socket	<input type="radio"/> Gloss White	5	WBHCP2
	<input checked="" type="radio"/> Matt Black	5	WBHCP2-MB
	<input type="radio"/> Matt White	5	WBHCP2-MW
Cover double socket with extra switch	<input type="radio"/> Gloss White	5	WBHCP2XS
	<input checked="" type="radio"/> Matt Black	5	WBHCP2XS-MB
	<input type="radio"/> Matt White	5	WBHCP2XS-MW



WBHCP2-MW



WBHCP2XS-MB

Socket Cover Plates - vertical

Description	Available colours	Box qty	Cat ref.
Cover single socket	<input type="radio"/> Gloss White	5	WBHCP1V
	<input checked="" type="radio"/> Matt Black	5	WBHCP1V-MB
	<input type="radio"/> Matt White	5	WBHCP1V-MW




WBHCP1V-MB

silhouette
so fine, stunning



HAGER'S
SILHOUETTE
RANGE
Designed in France
Licence No. 167006
Good Design Australia



Colour range



Gloss White



Matt Black (MB)



Matt White (MW)

Decorative covers



Aluminium (AL)



Stainless Steel (SS)

RotoLoc
 Featured in all switch plates

Features

- Multiple mounting holes
- Supplied with standard 32mm tapered point fixing screws
- No mechanism push back
- High impact high gloss UV stabilised Polycarbonate construction
- 16AX used as standard mechanisms (suitable for fluorescent loads)
- 2 way and loop terminal as standard
- Combination head screws Phillip's #1 'backed off' for ease of cable insertion
- Terminals accommodate 4 x 1.5mm² cable

Switch Plates only - No Mechanisms



WBSSP4



WBSSP6



WBSHSP2

Description	Available colours	Box qty	Cat ref.
1 gang	White	10	WBSSP1
	Matt Black	10	WBSSP1-MB
	Matt White	10	WBSSP1-MW
2 gang	White	10	WBSSP2
	Matt Black	10	WBSSP2-MB
	Matt White	10	WBSSP2-MW
3 gang	White	10	WBSSP3
	Matt Black	10	WBSSP3-MB
	Matt White	10	WBSSP3-MW
4 gang	White	10	WBSSP4
	Matt Black	10	WBSSP4-MB
	Matt White	10	WBSSP4-MW
5 gang	White	10	WBSSP5
	Matt Black	10	WBSSP5-MB
	Matt White	10	WBSSP5-MW
6 gang	White	10	WBSSP6
	Matt Black	10	WBSSP6-MB
	Matt White	10	WBSSP6-MW
Blank	White	5	WBSSPB
Hybrid Plates 2 gang	White	10	WBSHSP2
	Matt Black	10	WBSHSP2-MB
	Matt White	10	WBSHSP2-MW
Hybrid Plates 4 gang	White	10	WBSHSP4
	Matt Black	10	WBSHSP4-MB
	Matt White	10	WBSHSP4-MW

Switches



WBSSV1-MW



WBSSV1-MB

Description	Available colours	Box qty	Cat ref.
1 gang	White	10	WBSSV1
	Matt Black	10	WBSSV1-MB
	Matt White	10	WBSSV1-MW
2 gang	White	10	WBSSV2
	Matt Black	10	WBSSV2-MB
	Matt White	10	WBSSV2-MW
3 gang	White	5	WBSSV3
	Matt Black	5	WBSSV3-MB
	Matt White	5	WBSSV3-MW
4 gang	White	5	WBSSV4
	Matt Black	5	WBSSV4-MB
	Matt White	5	WBSSV4-MW
5 gang	White	5	WBSSV5
	Matt Black	5	WBSSV5-MB
	Matt White	5	WBSSV5-MW
6 gang	White	5	WBSSV6
	Matt Black	5	WBSSV6-MB
	Matt White	5	WBSSV6-MW

Features

- Removable covers for ease of painting
- Transparent blue mounting grid for easy installation
- Multiple mounting holes
- Terminal screws "backed off"
- Bevelled and colour coded cable entries aligned for ease of termination

- Supplied with standard tapered point 32mm fixing screws

Technical data

- All sockets 250V 50Hz rated
- Extra switch models fitted with 16AX mechanisms
- Hi impact high gloss UV stabilised Polycarbonate construction

- Terminal accommodates 4 x 2.5mm² cable
- Electronic PB switches are 5A

Switches with Electronic Push Button

Description	Available colours	Box qty	Cat ref.
1 gang	○ White	1	WBSEV1
2 gang	○ White	1	WBSEV2
3 gang	○ White	1	WBSEV3
4 gang	○ White	1	WBSEV4
5 gang	○ White	1	WBSEV5
6 gang	○ White	1	WBSEV6


























WBSEV2

Switches - cooker switch

Description	Available colours	Box qty	Cat ref.
40A cooker switches	○ Gloss White	1	WBCKSV1
1 gang	● Matt Black	1	WBCKSV1-MB
	○ Matt White	1	WBCKSV1-MW

Sockets - horizontal

Description	Characteristics	Available colours	Box qty	Cat ref.
Single sockets	10A	 White	10	WBSP1S
		 Matt Black	10	WBSP1S-MB
		 Matt White	10	WBSP1S-MW
	10A 'Round Earth'	 White	10	WBSP1R
		 Matt Black	10	WBSP1R-MB
	15A	 White	5	WBSP115S
		 Matt Black	5	WBSP115S-MB
		 Matt White	5	WBSP115S-MW
	Double sockets	10A	 White	10
 Matt Black			10	WBSP2S-MB
 Matt White			10	WBSP2S-MW
Double socket with extra switch	10A	 White	5	WBSP2XS
		 Matt Black	5	WBSP2XS-MB
		 Matt White	5	WBSP2XS-MW
Double socket with extra switch position (no mech)	10A	 White	5	 WBSP2XSPB
		 Matt Black	5	 WBSP2XSPB-MB
		 Matt White	5	 WBSP2XSPB-MW
Double sockets with USB Type A and Type C	10A	 White	1	WBSP2SUSBAC
		 Matt Black	1	WBSP2SUSBAC-MB
		 Matt White	1	WBSP2SUSBAC-MW



WBSP2S



WBSP2S-MB



WBSP2SUSBAC

Sockets - vertical

Description	Characteristics	Available colours	Box qty	Cat ref.
Single sockets	10A	○ White	5	WBSP1VS
		● Matt Black	5	WBSP1VS-MB
		○ Matt White	5	WBSP1VS-MW

Features

- Hi impact high gloss UV stabilised Polycarbonate, real aluminium or real stainless steel construction
- Matt black, white or clear anodized aluminium or brushed stainless steel finish, to reduce finger printing







WBSCV1-MB



WBSCV2-AL

Switch Covers

Description	Available colours	Box qty	Cat ref.
1 gang	 Gloss White	5	WBSCV1
	 Matt Black	5	WBSCV1-MB
	 Matt White	5	WBSCV1-MW
	 Aluminium	5	WBSCV1-AL
	 Stainless Steel	5	WBSCV1-SS
2 gang	 Gloss White	5	WBSCV2
	 Matt Black	5	WBSCV2-MB
	 Matt White	5	WBSCV2-MW
	 Aluminium	5	WBSCV2-AL
	 Stainless Steel	5	WBSCV2-SS
3 gang	 Gloss White	5	WBSCV3
	 Matt Black	5	WBSCV3-MB
	 Matt White	5	WBSCV3-MW
	 Aluminium	5	WBSCV3-AL
	 Stainless Steel	5	WBSCV3-SS
4 gang	 Gloss White	5	WBSCV4
	 Matt Black	5	WBSCV4-MB
	 Matt White	5	WBSCV4-MW
	 Aluminium	5	WBSCV4-AL
	 Stainless Steel	5	WBSCV4-SS
5 gang	 Gloss White	5	WBSCV5
	 Matt Black	5	WBSCV5-MB
	 Matt White	5	WBSCV5-MW
	 Aluminium	5	WBSCV5-AL
	 Stainless Steel	5	WBSCV5-SS
6 gang	 Gloss White	5	WBSCV6
	 Matt Black	5	WBSCV6-MB
	 Matt White	5	WBSCV6-MW
	 Aluminium	5	WBSCV6-AL
	 Stainless Steel	5	WBSCV6-SS
Blank	 Matt Black	5	WBSCPB-MB
	 Matt White	5	WBSCPB-MW
Special Application Plate Suits WBSSEA2	 Aluminium	5	WBSCSEA2-AL
	 Stainless Steel	5	WBSCSEA2-SS

Features


- Hi impact high gloss UV stabilised Polycarbonate
- Spray matt finishes available in matt white and matt black

Socket Covers - horizontal

Description	Available colours	Box qty	Cat ref.
Cover single socket	<input type="radio"/> Gloss White	5	WBSCP1
	<input checked="" type="radio"/> Matt Black	5	WBSCP1-MB
	<input type="radio"/> Matt White	5	WBSCP1-MW
	<input type="radio"/> Aluminium	5	WBSCP1-AL
	<input type="radio"/> Stainless Steel	5	WBSCP1-SS
Cover double socket	<input type="radio"/> Gloss White	5	WBSCP2
	<input checked="" type="radio"/> Matt Black	5	WBSCP2-MB
	<input type="radio"/> Matt White	5	WBSCP2-MW
	<input type="radio"/> Aluminium	5	WBSCP2-AL
	<input type="radio"/> Stainless Steel	5	WBSCP2-SS
Cover double socket with extra switch	<input type="radio"/> Gloss White	5	WBSCP2X
	<input checked="" type="radio"/> Matt Black	5	WBSCP2X-MB
	<input type="radio"/> Matt White	5	WBSCP2X-MW
	<input type="radio"/> Aluminium	5	WBSCP2X-AL
	<input type="radio"/> Stainless Steel	5	WBSCP2X-SS



WBSCP2-SS



WBSCP2X-MB

Socket Covers - vertical

Description	Available colours	Box qty	Cat ref.
Cover single socket	<input type="radio"/> Gloss White	5	WBSVCP1
	<input checked="" type="radio"/> Matt Black	5	WBSVCP1-MB
	<input type="radio"/> Aluminium	5	WBSVCP1-AL
	<input type="radio"/> Stainless Steel	5	WBSVCP1-SS



WBSVCP1-AL

premiere
familiar, distinct





Colour range



Gloss White

Features

- Transparent mounting grid for easy installation
- Multiple mounting holes
- Supplied with standard 32mm tapered point fixing screws
- No mechanism push back
- High impact, high gloss UV stabilised polycarbonate construction
- Removable surrounds for ease of painting
- Rocker features in-built arc shield and chemical resistant pivots
- All plates fitted with 16AX mechanisms (suitable for fluorescent loads)
- 2 way and loop terminal as standard
- Combination head screws Phillip's #1 'backed off' for ease of cable insertion
- Terminals accommodate 4 x 1.5mm² cable



WBSP1

Switch Plates only - No Mechanisms

Description	Available colours	Box qty	Cat ref.
1 gang	○ Gloss White	10	WBSP1
2 gang	○ Gloss White	10	WBSP2
3 gang	○ Gloss White	10	WBSP3
4 gang	○ Gloss White	10	WBSP4
5 gang	○ Gloss White	10	WBSP5
6 gang	○ Gloss White	10	WBSP6
Blank	○ Gloss White	10	WBSPB



WBSV1

Switches

Description	Available colours	Box qty	Cat ref.
1 gang	○ Gloss White	10	WBSV1
2 gang	○ Gloss White	10	WBSV2
3 gang	○ Gloss White	5	WBSV3
4 gang	○ Gloss White	5	WBSV4
5 gang	○ Gloss White	5	WBSV5
6 gang	○ Gloss White	5	WBSV6

Features

- Common cover
- Removable covers for ease of painting
- Transparent mounting grid for easy installation
- Multiple mounting holes
- Terminal screws "backed off"
- Bevelled and colour coded cable entries aligned for ease of termination
- Supplied with standard tapered point 32mm fixing screws
- 4 outlet sockets have same mounting centres as double socket outlets.

Technical data

- All sockets 250V 50Hz rated with 16AX mechanisms
- Extra switch models fitted with 16AX mechanisms
- High impact high gloss UV stabilised polycarbonate construction
- Terminal accommodates 4 x 2.5mm² cable



Single Sockets - horizontal

Description	Available colours	Box qty	Cat ref.
10A	○ Gloss White	10	WBP1S
10A double pole	○ Gloss White	10	WBP1DS



WBP1S

Double Sockets - horizontal

Description	Available colours	Box qty	Cat ref.
10A	○ Gloss White	10	WBP2S
10A double pole	○ Gloss White	10	WBP2DS
10A with extra switch	○ White	5	WBP2XS



WBP2S

Double Sockets - vertical

Description	Available colours	Box qty	Cat ref.
10A	○ Gloss White	10	WBP2VS



WBP2VS

4 Outlet Sockets - horizontal

Description	Available colours	Box qty	Cat ref.
10A	○ Gloss White	4	WBP4S
10A with extra switch	○ Gloss White	4	WBP4XS



WBP4S



WBP4XS

Complete the picture



Mechanisms, accessories & weatherproof range

Mechanisms - Electronic Push Buttons and Dimmers	34
Mechanisms - 250V	35
Mechanisms - 250V Printed	36
Mechanisms - 250V Rotary	37
Mechanisms - TV, Data and Audio	38
Mechanisms - Special Mechanisms	39
Accessories	40
Weatherproof Switches and Sockets	42
Weatherproof Isolators - IP66	43

Features:

- Slave Push Button Switch available
- All electronic mechanisms are EMC compliant
- Supplied with White, Matt Black and Matt White caps or rotary knob



WBME5A

Electronic Push Button Switch Mechanism

Description	Available colours	Box qty	Cat ref.
230/240V AC 1200W	○ White Complete with MB and MW interchangeable coloured caps	5	WBME5A



WBMDUPB

Electronic Push Button Universal Dimmer Mechanism

Description	Available colours	Box qty	Cat ref.
250W - LED loads 300W - Incandescent loads	○ White Complete with MB and MW interchangeable coloured caps	5	WBMDUPB



WBMDUR

Electronic Universal Rotary Dimmer Mechanism

Description	Available colours	Box qty	Cat ref.
250W - LED loads 300W - Incandescent loads	○ White Complete with MB and MW knobs	5	WBMDUR



WBMSLL

Electronic Push Button Slave Mechanism

Description	Available colours	Box qty	Cat ref.
To be used only in conjunction with either WBMDUPB, WBMDUR or WBME5A.	○ White Complete with MB and MW interchangeable coloured caps	5	WBMSLL



WBAEDB



WBAEDK-MB

Dimmer Caps and Knobs

Description	Available colours	Cat ref.
Dimmer caps for WBMDUPB and WBMSLL	○ Gloss White	WBAEDB
	● Matt Black	WBAEDB-MB
	○ Matt White	WBAEDB-MW
Dimmer knob for WBMDUR	○ Gloss White	WBAEDK
	● Matt Black	WBAEDK-MB
	○ Matt White	WBAEDK-MW

Features

- Easy mechanism removal
- Rear housing colour coded for easy recognition of mechanism type
- All terminal screws are combination head Phillips No. 1 and backed off

Technical data:

- 3mm contact gap in WBM16AX
- All 250V mechanism's have M60 motor rating
- 32A and 20AX mechanism 'socket size' terminal accommodates 2 x 4mm² cables
- Intermediate and double pole have 75% of terminal screws accessible from 1 direction
- Terminals accommodate 4 x 1.5mm² cables
- Push mech rated at 10A
- Tactile mech rated 6A



250V PB Mechanisms

Description	Available colours	Box qty	Cat ref.
10AX flush push button - 2 way	White	5	WBMPB
	Matt Black	5	WBMPB-MB
	Matt White	5	WBMPB-MW
6AX 240V push button tactile/momentary mech	White	5	WBMTPB
	Matt Black	5	WBMTPB-MB
	Matt White	5	WBMTPB-MW
240V LED for push button	Blue	20	WBAPBLED



WBMPB



WBAPBLED

250V Mechanisms

Description	Available colours	Box qty	Cat ref.
16A AX rated STANDARD	White	5	WBM16AX
	Matt White	5	WBM16AX-MW
	Matt Black	5	WBM16AX-MB
	Red	5	WBM16AX-RD
20A Standard	White	5	WBM20
	Matt White	5	WBM20-MW
	Matt Black	5	WBM20-MB
16A AX rated with lens	White	5	WBM16AXL
16A AX rated with neon light	White	5	WBM16AXN
10A double pole	White	5	WBM10D
	Matt White	5	WBM10D-MW
	Matt Black	5	WBM10D-MB
10A intermediate	White	5	WBM10I
	Matt White	5	WBM10I-MW
	Matt Black	5	WBM10I-MB
20A AX rated 1 way only	White	5	WBM20AX
	Matt White	5	WBM20AX-MW
	Matt Black	5	WBM20AX-MB
32A 1 way only	White	5	WBM32
	Matt White	5	WBM32-MW
	Matt Black	5	WBM32-MB
15A press	White	5	WBM15P
	Matt White	5	WBM15P-MW
	Matt Black	5	WBM15P-MB
15A without printed "press"	White	5	WBM15PB
	Matt White	5	WBM15PB-MW
	Matt Black	5	WBM15PB-MB



WBM16AX
Standard Mechanism



WBM16AXL



WBM16AXN



WBM10D-MB



WBM10I-MB



WBM15P-MB

Features

- Easy mechanism removal
- Rear housing colour coded for easy recognition of mechanism type
- All terminal screws are combination head Phillips No. 1 and backed off

Technical data

- 3mm contact gap in WBM16AX
- All 250V mechanism's have M60 motor rating
- Intermediate and double pole have 75% of terminal screws accessible from 1 direction
- 10A, 16AX and 20A terminals accommodate 4 x 1.5mm² cables
- Push mech rated at 10A
- 32A and 20AX mechanism 'socket size' terminal accommodates 2 x 4mm² cables



WBM16L



WBM20F-MW



WBM20H-MB



WBM32HO-MW



WBM32O-MW

250V Printed Mechanisms

Description	Available colours	Box qty	Cat ref.
'LIGHT' 16A AX 2 way	○ White	5	WBM16L
	○ Matt White	5	WBM16L-MW
	● Matt Black	5	WBM16L-MB
'FAN' 20A 1 way	○ White	5	WBM20F
	○ Matt White	5	WBM20F-MW
	● Matt Black	5	WBM20F-MB
'HEAT' 20A 1 way	○ White	5	WBM20H
	○ Matt White	5	WBM20H-MW
	● Matt Black	5	WBM20H-MB
'HOT WATER' 20A 1 way	○ White	5	WBM20HW
'HOT WATER' 32A 1 way	● Matt Black	5	WBM32HW-MB
	○ Matt White	5	WBM32HW-MW
'SENSOR' 20A 1 way	○ White	5	WBM20SN
'HOB' 32A 1 way	○ White	5	WBM32HO
	○ Matt White	5	WBM32HO-MW
	● Matt Black	5	WBM32H-MB
'OVEN' 32A 1 way	○ White	5	WBM32O
	○ Matt White	5	WBM32O-MW
	● Matt Black	5	WBM32O-MB
'RANGE' 32A 1 way	○ White	5	WBM32R
	○ Matt White	5	WBM32R-MW
	● Matt Black	5	WBM32R-MB

Note: Printed pictograms with text are only available on standard Gloss White mechanisms.
Text-only printed mechanisms available only in Matt White and Matt Black versions.

Feature

- Easy mechanism removal

Technical data

- Terminals accommodate
4 x 1.5mm² cables



250V Rotary Mechanisms

Description	Available colours	Box qty	Cat ref.
10A 3 position rotary	<input type="radio"/> White	10	WBM10R3
10A 3 pos. rotary - w/ capacitor (fan)	<input checked="" type="radio"/> Matt Black	10	WBMSF3-MB
	<input type="radio"/> Matt White	10	WBMSF3-MW
10A 3 pos. rotary - Auto/Manual	<input type="radio"/> White	10	WBM10RAM
10A 3 pos. rotary - Lo/Hi	<input type="radio"/> White	10	WBM10RLH
10A 3 pos. rotary - Sensor	<input type="radio"/> White	10	WBM10RSN
10A 3 pos. rotary - Up/Down	<input type="radio"/> White	10	WBM10RUD
Rotary Knob to suit 3 position rotary mechs	<input type="radio"/> White	10	WBARK1
	<input type="radio"/> Matt White	10	WBARK1-MW
	<input checked="" type="radio"/> Matt Black	10	WBARK1-MB



WBM10R3



WBARK



Rotoloc Data Mechanisms

- Data Mechs are tested and approved to the following standards where relevant:

ANSI/TIA-568-C.2-2009
ISO/IEC 11801-1
IEC 60603-7-2
AS/CA S008:2015

Audio Connectors

- RCA jacks have 'F' connection at rear
- Available in multiple colours for maximum installation flexibility
- Speaker connectors suitable for both bare wire termination and banana plugs



WBMTV75PF



WBMTV75PY-MB

TV Mechanisms

Description	Available colours	Box qty	Cat ref.
'F' to PAL type mechanism	○ White	10	WBMTV75PF
	○ Matt White	10	WBMTV75PF-MW
	● Matt Black	10	WBMTV75PF-MB
TV socket mechanism 3GHz 75Ohm Foxtel approved	○ White	10	WBMTV75PY
	○ Matt White	10	WBMTV75PY-MW
	● Matt Black	10	WBMTV75PY-MB



WBMCAT6-MW



WBMCAT6A

Rotoloc Data Mechanisms

Description	Available colours	Box qty	Cat ref.
8 Pin Cat5e	○ White	10	WBMCAT5
8 Pin Cat6	○ White	10	WBMCAT6
	○ Matt White	10	WBMCAT6-MW
	● Matt Black	10	WBMCAT6-MB
8 Pin Cat6A	○ White	10	WBMCAT6A



WBMHDMI

Audio Connectors

Description	Available colours	Box qty	Cat ref.
M/M HDMI pass through	○ White	5	WBMHDMI
	● Matt Black	5	WBMHDMI-MB
	○ Matt White	5	WBMHDMI-MW
F/F HDMI pass through with flex. Supplied with gloss white, matt black and matt white coloured facia caps.	○ White	5	★ WBMHDMIL
	● Matt Black		
	○ Matt White		
RCA connectors for composite audio/video - 1 x red, 1 x white, 1 x yellow	○ White	5	WBMRCA1
	● Black	5	WBMRCA1-BK

Circuit ID features:

- Circuit ID cannot be removed from front of plate once installed

Technical data

- Cord grip mechanism will accept light and heavy duty flexible cables
- Circuit ID labels supplied in sheets of 10, A4 size.



Special Mechanisms

Description	Available colours	Box qty	Cat ref.
Cord grip mechanism	○ White	5	WBMPCU
	● Matt Black	5	WBMPCU-MB
Circuit ID mechanism	○ White	5	WBMCID
Blank mechanism	○ White	5	WBMBP
ELV tactile mechanism extra low voltage tactile switch momentary contact (28V dc 50mA)	○ White	5	WBMLVT
	○ Matt White	5	WBMLVT-MW
	● Matt Black	5	WBMLVT-MB
ELV tactile mechanism + neon extra low voltage tactile switch with LED indication momentary contact (28V dc 50mA)	○ White	5	WBMLVTN
	○ Matt White	5	WBMLVTN-MW
	● Matt Black	5	WBMLVTN-MB
Neon indication lamp	250V Neon – red	5	WBM250NRD
	250V Neon – amber	5	WBM250NAM
	250V Neon – green	5	WBM250NGR
	250V Neon – clear	5	WBM250NCL
USB A+C mechanism	○ White	1	WBMUSBAC
	○ Matt White	1	WBMUSBAC-MW
	● Matt Black	1	WBMUSBAC-MB
Roto-loc USB-C mechanism	○ White	1	★ WBMUSBCPD
Power Delivery (5V - 12V 20 Watt Output)	○ Matt White		
Suitable for wall box installations when used with double socket with extra switch position. Supplied with gloss white, matt black and matt white coloured facia caps.	● Matt Black		



WBMPCU



WBMUSBAC



WBMUSBCPD

Keystone Data to Rotoloc Adaptors

Description	Available colours	Cat ref.
Suits Panduit®	○ White	WBAKAPAN
Suits SYSTIMAX®	○ White	WBAKASYS
Suits general type	○ White	WBAKAGEN



WBAKAGEN

Note: Always check fitting of data mech as some models may vary.

Mounting Block features

- Hi Impact UV stabilised Polycarbonate
- Compatible with all large plate switches and sockets

Surface sockets features

- Safety Shroud for extra security and safety.
- Can be tested when fitted to mounting plate



WBSBMD



WBSBMI

Mounting Accessories

Description	Available colours	Box qty	Cat ref.
silhouette mounting block 32mm deep	○ White	5	WBSBMD
	● Matt Black	5	WBSBMD-MB
silhouette insulated mounting block 40mm deep	○ White	8	★ WBSBMI
allure mounting block 32mm deep	○ White	5	WBHMBD
	● Matt Black	5	WBHMBD-MB
allure insulated mounting block 37mm deep	○ White	8	★ WBHBMI
finesse mounting block 32mm deep	○ White	5	WBQMBD
	● Matt Black	5	WBQMBD-MB
premiere mounting block 32mm deep	○ White		WBBMD
premiere mounting block 18mm deep	○ White		WBBMS
premiere insulated mounting block 32mm deep			WBBMI
premiere mounting block to suit 4 gang outlet	○ White		WBBM4
Insulated back to suit 4 gang mounting block	○ White		WBBM4BP
premiere surface mounting kit 29mm deep Suits premiere plates only	○ White		WBBSMK



WBAP1

Surface Sockets

Description	Characteristics	Available colours	Box qty	Cat ref.
Single surface sockets	10A	○ White	10	WBAP1
	15A	○ White	10	WBAP115
with round earth pin	10A	○ White	10	WBAP1R
Replacement mounting plate			30	WBAP1MP

Junction Box feature

- Includes quickfix screws and terminal connectors

Shrouds

- Shroud for insulating live parts

Junction Boxes

Description	Available colours	Box qty	Cat ref.
Giant junction box with quick fix screws and 4 cable connectors	○ White	5	WBAJB4
Standard junction box with quick fix screws and 3 cable connectors	○ White	10	WBAJB4S



WBAJB4S

Shrouds and Covers

Description	Box qty	Cat ref.
Insulating shroud size 2 suits premiere products	10	WBBS2
Paint cover suits premiere products only	30	WBAPC



WBBS2

Miscellaneous

Description	Box qty	Cat ref.
M3.5 X 50mm long pan head tapered point mounting screw 50 screws per box	50	WBASC50
Mechanism removal tool		WBMS
Screw connectors - single	100	WBAC1B
Screw connectors - twin	50	WBAC2B



WBASC50



WBAC2B

Description

Our surface mounted range of IP rated switches and sockets are designed for outdoor applications. Easy to install with two single screws fixing the top cover to the base.

Sockets available in Grey or White colour options. Switches only in Grey.

Electrical Specification

Switch - 16A, 250V AC
Single pole 2 way with loop
Socket - 10/15A, 250V AC
Single pole

Mechanical specification

- IP66 for switches
- IP53 for sockets
- External material is UV stabilised polycarbonate



WBWS216

Switches

Description	Characteristics	Box qty	Cat ref.
16A IP66 switches	1 gang	1	WBWS116
	2 gang	1	WBWS216



WBWP1S

Single Sockets

Description	Characteristics	Box qty	Cat ref.
IP53 single socket	10A	1	WBWP1S
	15A	1	WBWP115S
IP53 single socket (White)	10A	1	WBWP1S-W
	15A	1	WBWP115S-W



WBWP2S

10A Double Sockets

Description	Characteristics	Box qty	Cat ref.
10A, IP53 double socket		1	WBWP2S
	shallow mount	1	WBWP2SH
10A, IP53 double socket (White)		1	WBWP2S-W
	shallow mount	1	WBWP2SH-W



WBWP2SH-W

Description

Our range of Weatherproof Isolators are designed to be used in indoor or outdoor applications with IP66 degree of protection. They are switch disconnectors for 2, 3 and 4 pole supply, from 20A to 63A. Rated at AC-23A, they can also be used to isolate motor/compressor loads without derating. They provide ample wiring room and are easy to install with a 2 screw quick release top cover.


Electrical Specification

- AS/NZS IEC 60947-3
- Rated voltage:
250V AC 50/60Hz
440V AC 50/60Hz
- Utilization category
AC-21A, AC-22A, AC-23A for
switching any type of load from
resistive to highly inductive loads

Mechanical Specification

- IP66
- External material is UV stabilised polycarbonate
- Ø25mm top and bottom cable entry hole caps
- Ø25mm and Ø20mm conduit entry knock-cuts
- Ø20mm mounting holes
- Handle provides Ø6mm shank padlocking facility (ON & OFF position)


2 pole Isolators

Description	Characteristics	Operational power input			Box qty	Cat ref.
		AC-21A	AC-22A	AC-23A		
IP66 	20A	4.8kW	4.0kW	3.3kW	1	JG220IN
	32A	7.6kW	6.4kW	5.2kW	1	JG232IN
	40A	9.5kW	8.0kW	6.5kW	1	JG240IN
	63A	15kW	12.6kW	10.2kW	1	JG263IN



JG240IN


3 pole Isolators

Description	Characteristics	Operational power input			Box qty	Cat ref.
		AC-21A	AC-22A	AC-23A		
IP66 	20A	14.5kW	12.2kW	9.9kW	1	JG320IN
	32A	23.2kW	19.5kW	15.9kW	1	JG332IN
	40A	29kW	24.4kW	19.8kW	1	JG340IN



JG340IN

4 pole Isolators

Description	Characteristics	Operational power input			Box qty	Cat ref.
		AC-21A	AC-22A	AC-23A		
IP66 N 	20A	14.5kW	12.2kW	9.9kW	1	JG420IN
	32A	23.2kW	19.5kW	15.9kW	1	JG432IN
	40A	29kW	24.4kW	19.8kW	1	JG440IN
	63A	45.6kW	38.4kW	31.2kW	1	JG463IN



JG440IN



Hager Electro Pty Ltd
Unit 17/2-8 South Street
Rydalmere NSW 2116
hager.com/au

Nationwide sales

Phone: 1300 850 253

Email: customerservice@hagerelectro.com.au

DISCLAIMER: Whilst every effort has been made to ensure the reliability of the information is correct at time of publication, Hager cannot guarantee the accuracy of all of the information contained herein. Changes/updates brought to the attention of Hager, once verified, will be corrected in future editions.