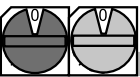
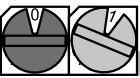
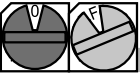
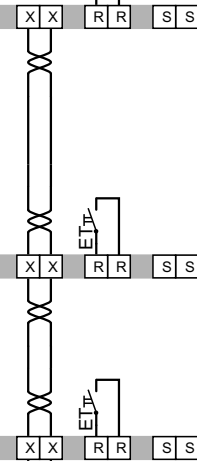


Adresseinstellung  
 Address settings



Terminator



16. Innenstation (maximal)  
 16. Indoor station (maximum)

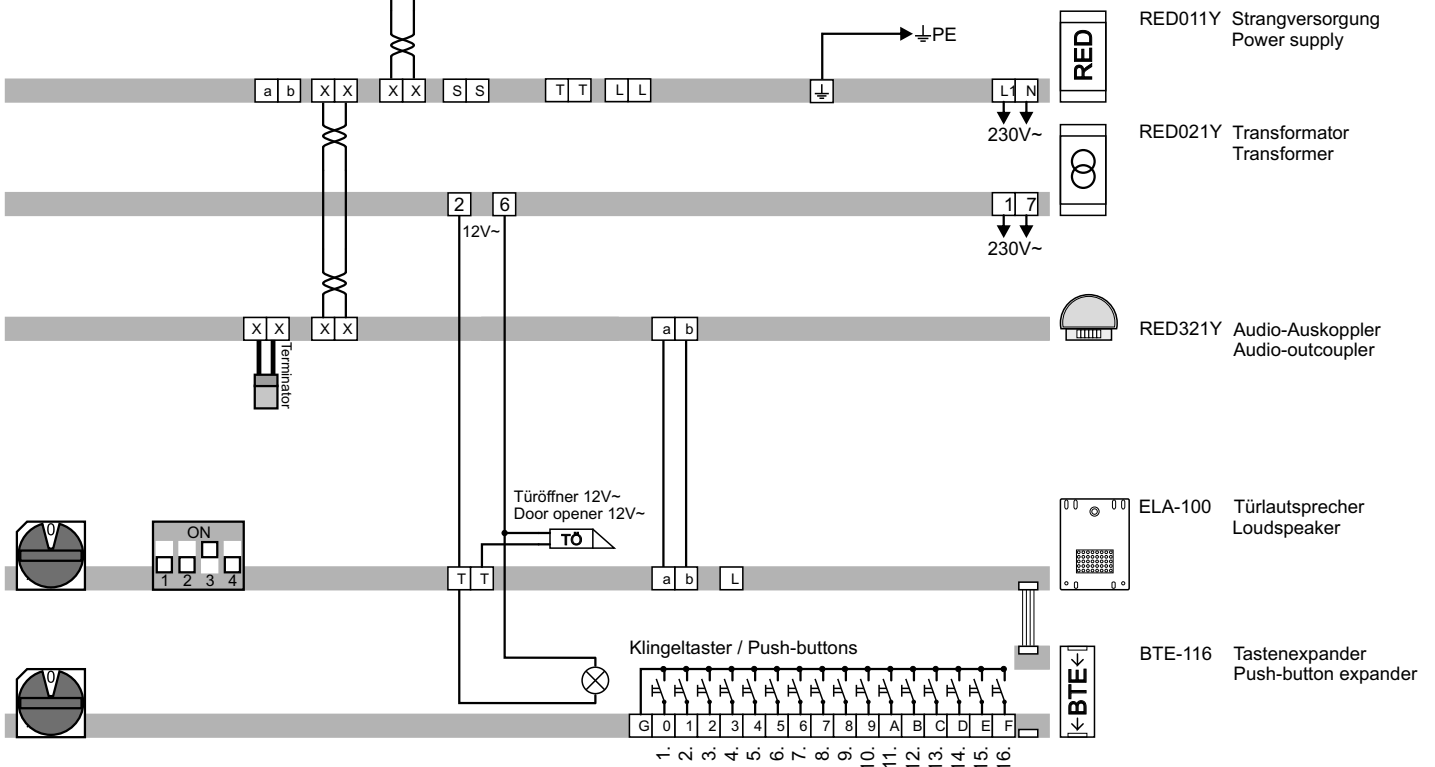


2. Innenstation  
 2. Indoor station



1. Innenstation  
 1. Indoor station

**Keine Innenstationen im Basic-Kit enthalten !!!  
 Indoor stations are not included in basic-kit !!!**



1. .... 16.: Anschluss Klingeltaster für entsprechend adressierte Innenstation  
 Connection of push-buttons for the corresponding indoor station

Verseiltes Adernpaar  
 Twisted pair

ET = Etagenruftaster  
 ET = Floor-push button